



## ***Polio Eradication Initiative Pakistan***

### ***National Overview***

***7<sup>th</sup> Meeting of Independent Monitoring Board for GPEI***

29<sup>th</sup> October

# Polio cases by province/Region; 2011 & 2012

Region/ Province/Country	No. of polio cases		No. of infected districts/towns		Last polio case
	2011	2012	2011	2012	
<b>BALUCHISTAN</b>	<b>63</b>	<b>4</b>	<b>11</b>	<b>2</b>	02-Oct-12
<b>FATA</b>	<b>45</b>	<b>17</b>	<b>9</b>	<b>5</b>	25-Sep-12
<b>G.BALTISTAN</b>	<b>1</b>	<b>1</b>	<b>1</b>	<b>1</b>	11-Aug-12
<b>KHYBER PAKHTUNKHWA</b>	<b>15</b>	<b>19</b>	<b>8</b>	<b>12</b>	26-Sep-12
<b>PUNJAB</b>	<b>4</b>	<b>2</b>	<b>4</b>	<b>2</b>	21-May-12
<b>SINDH</b>	<b>30</b>	<b>4</b>	<b>17</b>	<b>4</b>	09-Sep-12
<b>PAKISTAN</b>	<b>158</b>	<b>47</b>	<b>50</b>	<b>26</b>	02-Oct-12

Eight additional districts/town infected based on environmental samples in 2012

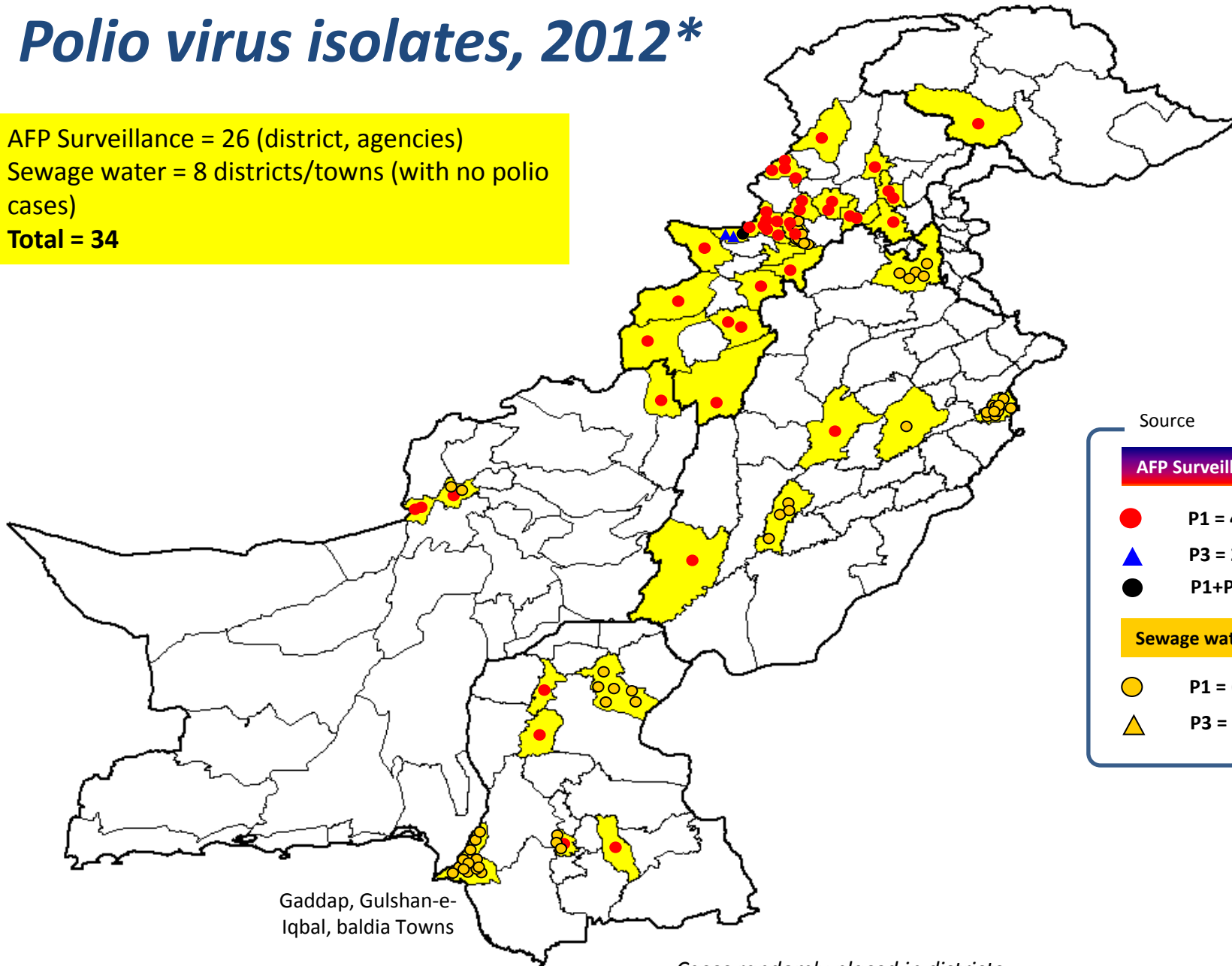
\* Afp.rec Data as of 25-10-2012

¥ A total of 198 polio cases were reported in 2011

§Based on date of onset

# Polio virus isolates, 2012\*

- AFP Surveillance = 26 (district, agencies)
- Sewage water = 8 districts/towns (with no polio cases)
- Total = 34**



Source

**AFP Surveillance**

- P1 = 44
- ▲ P3 = 2
- P1+P3 = 1

**Sewage water**

- P1 = 69
- ▲ P3 = 0

— Provincial Boundary  
 — Districts Boundary

\* Afp.rec Data as of 25-10-2012

# Polio cases \_last four months\*

Week 26 (ended on Jun 30) to Week 43 (ending on Oct 27)

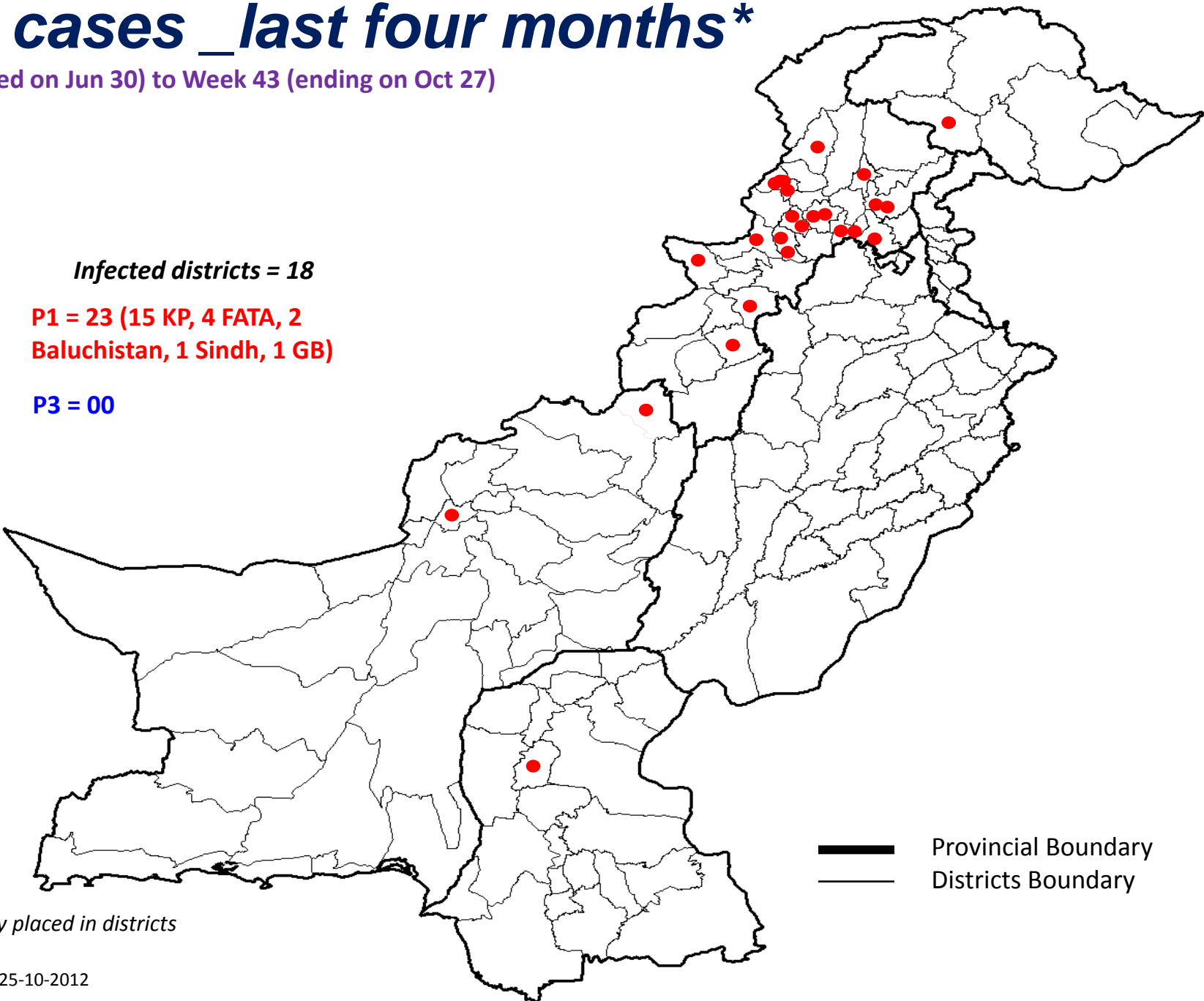
Infected districts = 18



P1 = 23 (15 KP, 4 FATA, 2 Baluchistan, 1 Sindh, 1 GB)



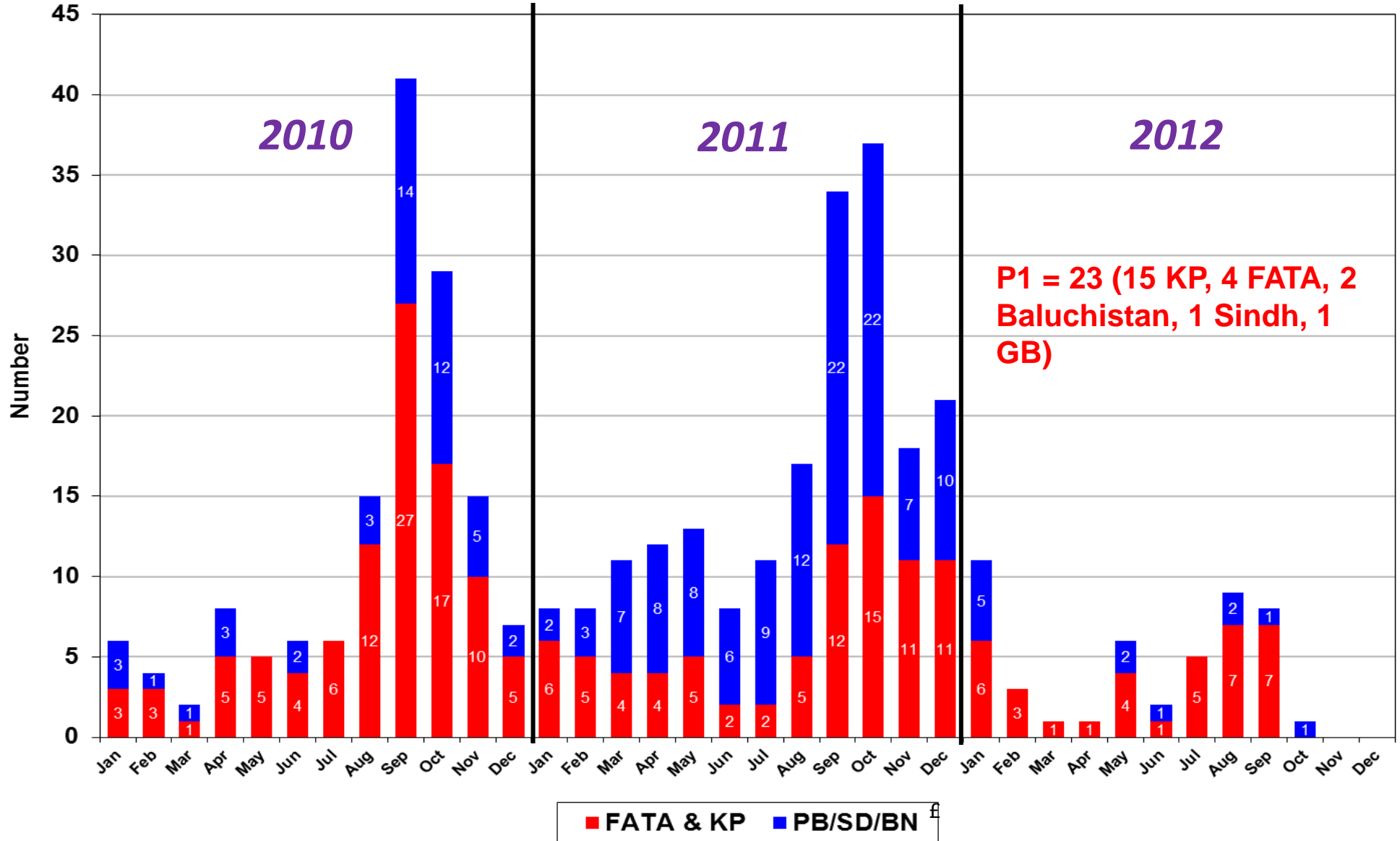
P3 = 00



Cases randomly placed in districts

\* Afp.rec Data as of 25-10-2012

# Polio cases by month, Pakistan, 2010-2012\*

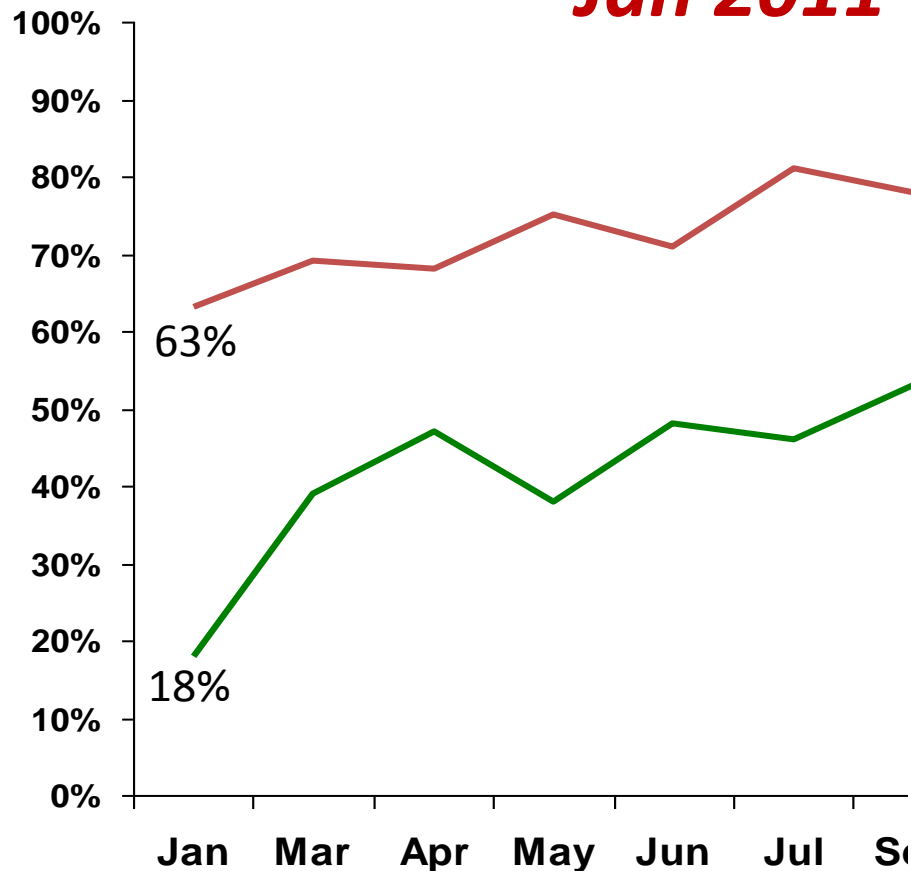


\* Afp.rec Data as of 25-10-2012

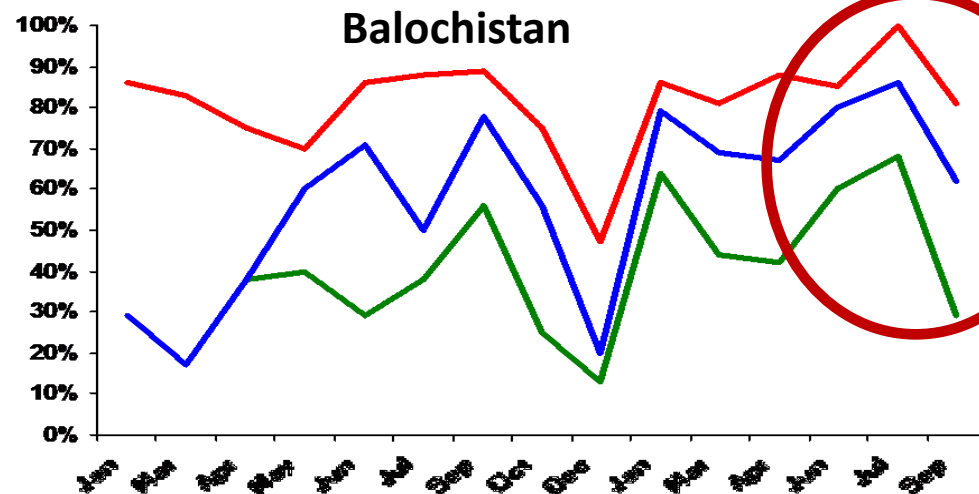
£one case from GB (2011) also included

# Country level trends of LQAS & Independent monitoring results

**Jan 2011 to Sep 2012 \***



**LQAS - UCs passed for**



Not Rejected at 95%    Not Rejected at 90%    Not Rejected at 80%

\* Data for NIDs and SNIDs

# Finger Marking Vaccination Coverage~ – 2011-12 SIAs

*Proportion of UCs with vaccination coverage <95%*

Province / region	Jan, 2011	Mar, 2011	Apr, 2011	May, 2011	Jun, 2011	Jul, 2011	Sep, 2011	Oct, 2011	Dec, 2011	Jan, 2012	Mar, 2012	Apr, 2012	Jun, 2012	Jul, 2012	Sep, 2012
Punjab	27	11	11	8	7	6	7	6	6	6	6	6	3	2	2
Sindh	41	38	39	36	20	5	16	12	10	11	10	10	9	8	9
KP	36	56	39	29	22	18	21	16	17	20	17	16	7	6	9
FATA	37	39	35	36	56	53	37	40	46	29	41	36	28	18	12
Balochistan	57	55	49	46	58	54	51	48	59	57	40	47	35	50	84
AJK		32		30		29		34		8		24		21	
G.Baltistan		13		22		35	50	31		30		15		20	
Islamabad	75	60	85	63	48	60	63	66	40	52	58	^	42	16	24
Pakistan	37	31	32	25	29	19	22	20	21	18	17	15	14	9	11

	≥ 20% Union councils
	10-19% Union councils
	<10% Union councils
	No campaign planned being SNIDs

## *DDM*

- Successful piloting in all the four provinces
  - Some difficulties in critical areas like Baldia town Karachi and Killa Abdulla Balochistan
  - Good acceptance / motivation among the frontline workers
- Expansion being planned for the upcoming SIAs



# *Polio Control Rooms*

- National Control Room Fully Functional
  - Regular reporting & Real time reporting from HR UCs
- Better SIAs data management through a specialized database (SDMS)
- Provincial Control Rooms also Functional
- Variable Functionality at the district level



# *Situational Analysis*

- Despite some progress in polio sanctuaries, the situation remains fragile
  - Security Situation in Gaddap
  - Performance in Pishin
  - Ban in Waziristan Agencies
- Emergence of new areas of concern
  - outbreak in KP
  - Emerging sanctuary in Bajour – Kunar block
  - Greater Peshawar area
- Next 6 months are CRITICAL
  - Low transmission season

## *Next Six months*

- National Emergency Plan 2013 with focus on:
  - Communication Strategies targeting the religious influential, parliamentarians and community
  - Strengthening control/operations room at the district level
  - Functional Accountability at all levels
- Maintaining focus & momentum in run up to elections
  - Intensifying SIAs till April 2013 with focus on areas of concern
- Focus on cross border activities – synchronized SIAs

## *Next Six months*

- Enhanced Partnerships at the districts and sub-district levels
  - Augment Rotary International's role in control rooms
  - Coordination ongoing with One UN
- Polio plus in targeted areas (*Bara & other FATA areas, Gaddap*)
- Optimizing migrant/mobile (Pashtun) strategy
- DDM expansion
- Re-profiling of the Program



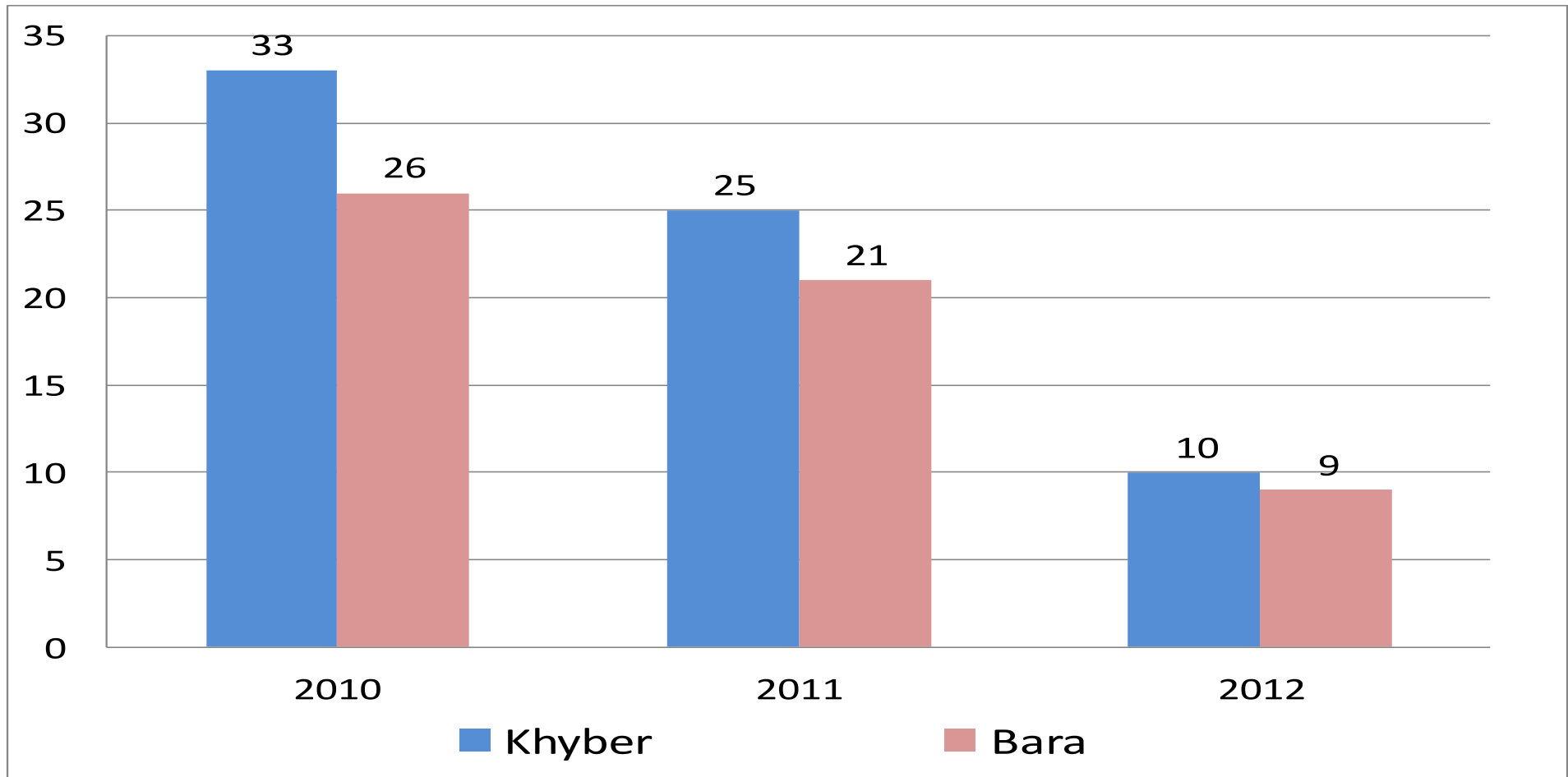
# **POLIO SANCTUARY**

***Khyber Agency (FATA) & KP***

## Polio cases Reported from FATA & Khyber Agency; 2010-2012

Year	Polio Cases in the country	Polio Cases in FATA	Polio Cases in Khyber Agency
2010	144	74 (51%)	<b>33</b> <b>(45%)</b>
2011	198	59 (30%)	<b>25</b> <b>(42%)</b>
2012	47	17 (36%)	<b>10</b> <b>(59%)</b>

# *Bara; A Sanctuary within Sanctuary*





# Better Civil Military Coordination; Resulting in Improved Accessibility

***Caveat: Situation fragile (this may be a short window of opportunity)  
Activities not monitored by partners due to insecurity***

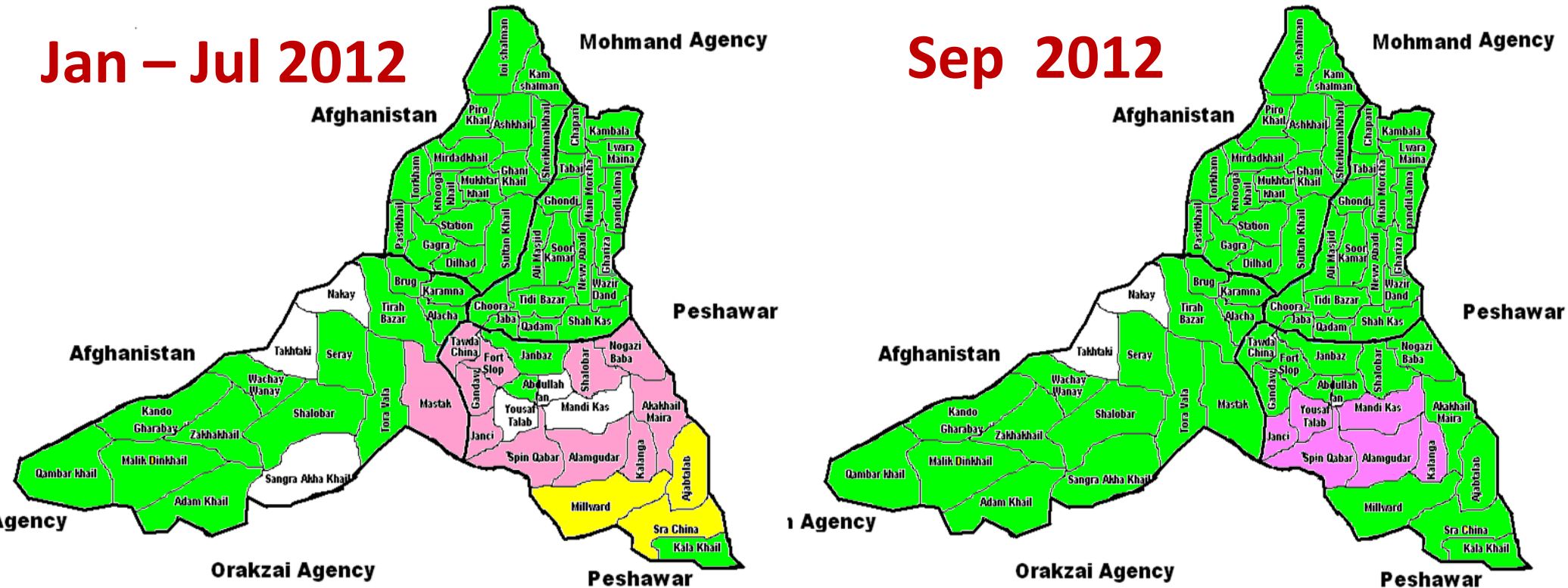
Month	Children Inaccessible *	
	n	%
Dec - 2009	111556	56
Dec – 2010	82245	41
Dec – 2011	65494	33
<b>2012</b>		
Jan	46829	23
Feb	46829	23
Mar	46829	23
Apr	30446	15
Jun	25644	13
Jul	25701	13
Sep	17694	9

\*Reported, EPI, FATA

# Khyber Agency – Access for SIAs

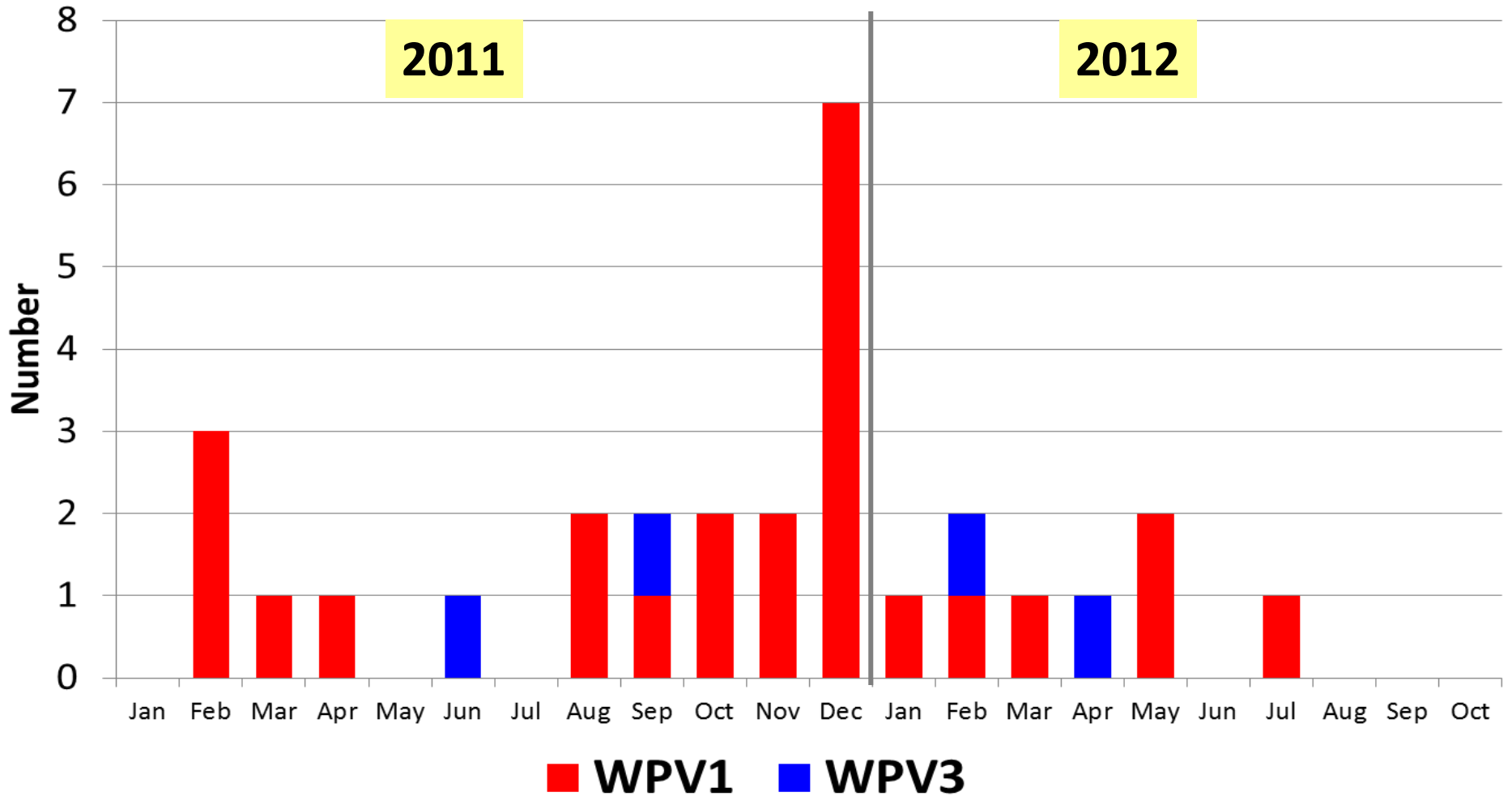
Jan – Jul 2012

Sep 2012



Status of Campaign
Door to Door Campaign
Hujra Vaccination
Patchy Work
Not Covered

# Polio cases from Bara Tehsil by Month; 2011 – 2012\*



\*Data as of 20-10-2012

# Immunization Plus in Tirrah Valley of Khyber Agency

*28th August – 4th September 2012*

No. Children vaccinated against Polio	No. Children that received routine vaccination	No. Households covered	No. Refusal Households
33,068	30,523	7,926	148



**Inauguration of the Immunization Plus  
Commander Ansar ul Islam**

## Missed children in FATA (other than Khyber Agency)

No	Tribal Agency	Area	Reason	Children missed
1.	North Waziristan	Entire tribal agency	Ban	1,43,000
2.	South Waziristan	Almost entire tribal agency	Ban	60,000
3.	Central Kurram	Three areas	Militancy/threat	2,915
4.	FR Bannu	One Area	Arrests by admin	2,324
5.	Bajaur	One Tehsil (Salarzai)	Military operation	23,726
<b>TOTAL</b>				<b>2,31,965</b>

# Efforts to Reverse the Ban in Waziristan Agencies

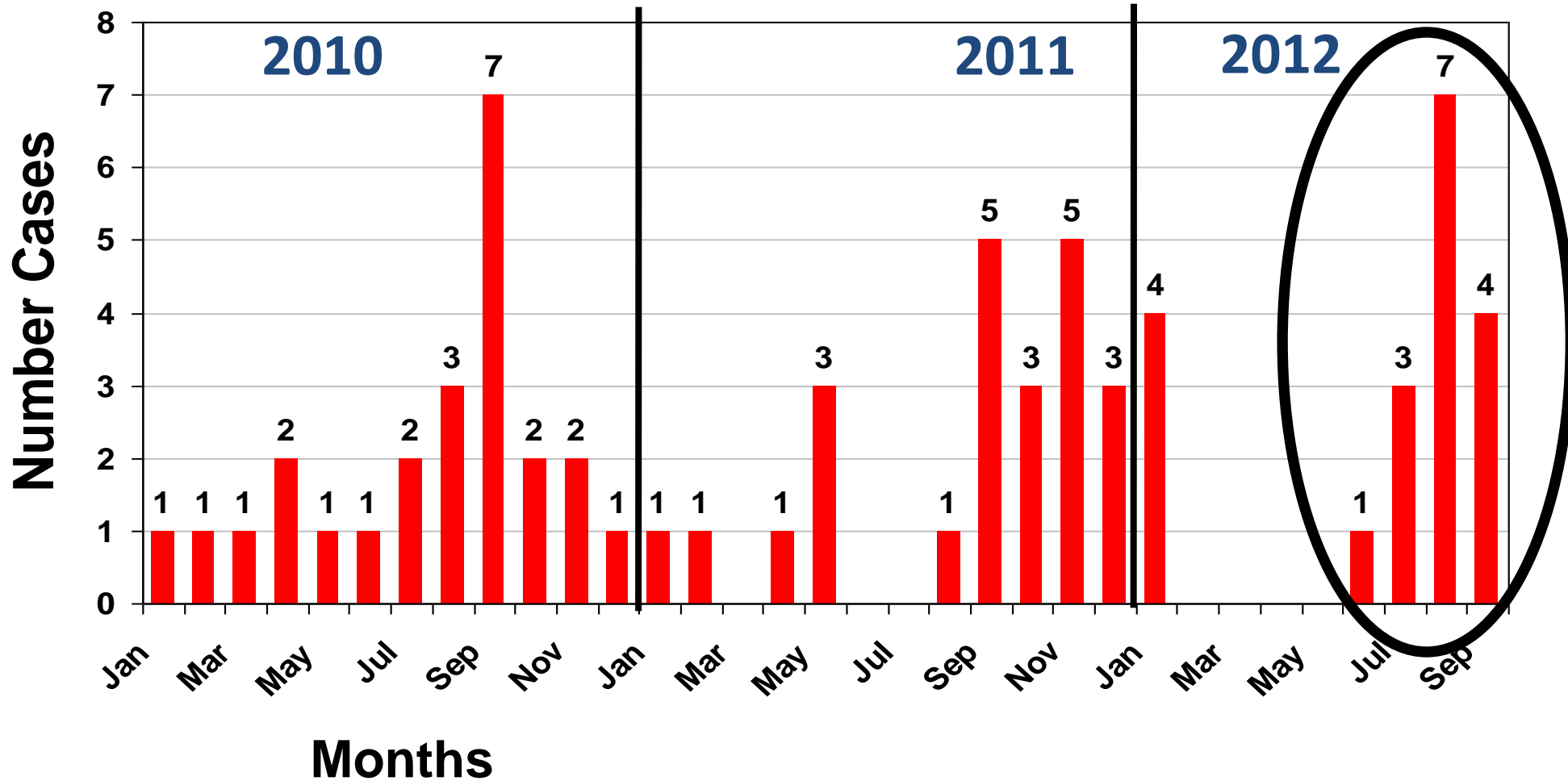
- Ongoing Advocacy Efforts led by the Governor
  - Backdoor diplomacy with miscreants
- PM's Cell Advocating through Parliamentarians of FATA
- Influential Religious Leaders being taken onboard
  - Advisor to WHO DG (Dr. Gezairy) recently met Maulana Sami ul Haq (Dean of Madrassa Haqqania)



# Next Steps – FATA

- Continue close collaboration with Military in Bara
- Continue with innovative approaches
  - SIADS synchronized with rest of FATA & KP
- Expand Immunization Plus to other feasible areas (Bara)
- Sharpen Advocacy for reversing the ban
  - Cooperation from the international front can also be vital

# Recent Upsurge of Polio Cases in Khyber Pakhtunkhwa (KP)





# KP – Polio Upsurge

- The current outbreak indicates immunity gap:
  - Inconsistent performance at the UC level
  - Large number of still missed children (about 50,000 in Sep.)
  - Sub-optimum implementation of mobile/migrant strategy
- Epidemiological and Genetic data reflects:
  - ***Largely, surge is associated with introduction of ‘new’ viruses***
  - ***Targeting vulnerable children; i.e. Populations on the move and Refusals***
- KP did not conduct additional vaccination passages (SIADS) in low transmission season (like other provinces)
- The outbreak in KP is part of upsurge in the regions; FATA-KP-Kunar (Afghanistan)

# KP Polio upsurge – response so far

- Case specific Case response vaccination activities
- Advocacy with the Chief Minister with the support of partners
  - The Chief Minister agreed with increasing frequency of SIAs & possibly providing financial resources (yet to be confirmed)

# Motivating the Frontline Workers

- Cash prizes sanctioned for well performing vaccinators (PKR 500) & supervisors (PKR 1000)
  - distributed at District/Tehsil level congregations
- Double the payment of all front line workers starting Jan 2013

# Way Forward – KP

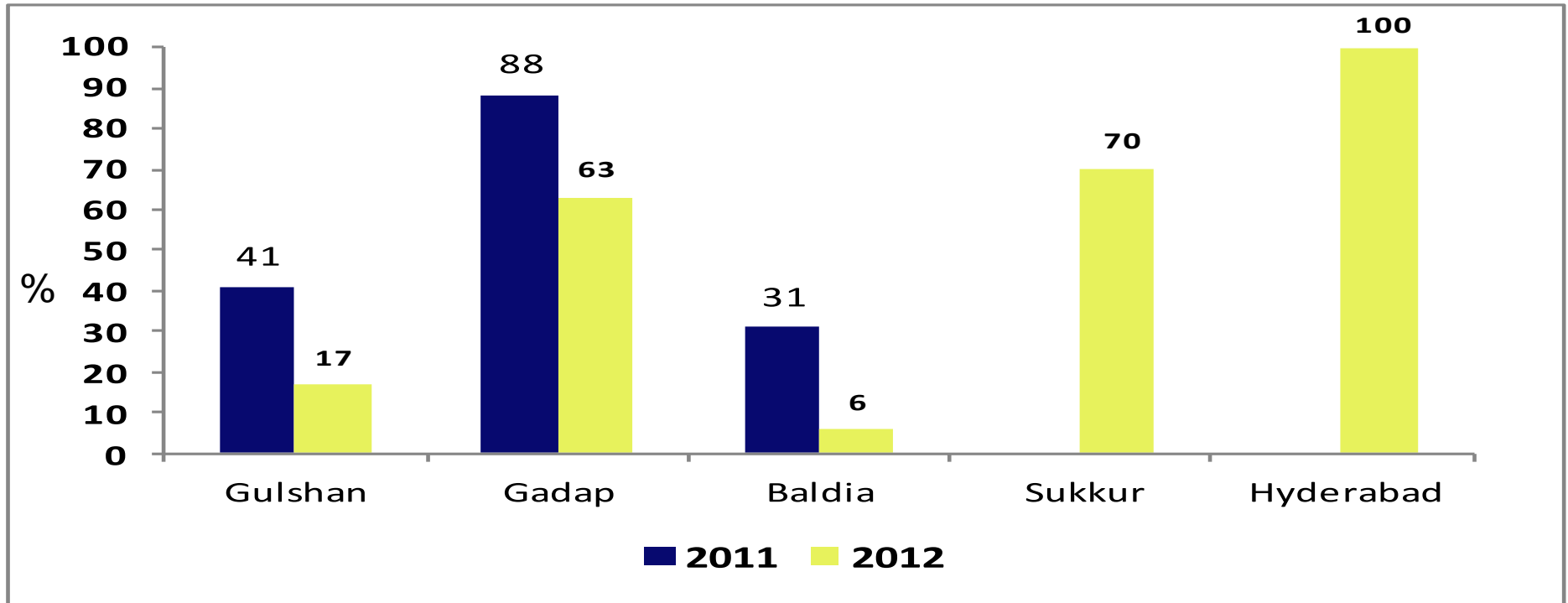
- Two province-wide campaigns in Nov & Dec; followed by additional passages in HR UCs
  - Resource mobilization by the KP Government & partners
  - Synchronization with FATA and areas in Afghanistan
- Enhanced quality of training and supportive supervision of vaccination teams
- Robust media campaigns to enhance community acceptance & demand (in view of repeated rounds)



# **POLIO SANCTUARY**

***UC 4- Gaddap Town Karachi***

# *Environmental Sampling Results; Sindh Province Comparison 2011 & 2012*



***Last Cases in Karachi: Nov. 2011***

***Last Case Gaddap Town: Sep. 2011***

***Last case from Sindh: 09 Sep 2012 (Nferoz)***

Sukkur & Hyderabad started environmental sampling in 2012  
Comparison is for same period till 36 weeks





# UC-4; Series of Events Since April

Month	Key Happenings	Outcome
Apr	<ul style="list-style-type: none"> <li>▪ <b><i>Non Local Teams Replaced by Permanent Female volunteers (PFVs) in NIDs</i></b></li> <li>▪ Environmental Samples Negative</li> </ul>	<ul style="list-style-type: none"> <li>▪ IM = 95%</li> <li>▪ LQAS = 2/3 lots passed for 95%; one lot passed for 90%</li> </ul>
May	<ul style="list-style-type: none"> <li>▪ Three successive passages conducted by PFVs</li> <li>▪ Environmental Samples Negative</li> </ul>	<ul style="list-style-type: none"> <li>▪ Market Survey = 95%</li> <li>▪ 3 lots conducted; 1 passed for 95%, 1 for 90% and 1 failed for 80%</li> </ul>
Jun	<ul style="list-style-type: none"> <li>▪ SNIDs conducted by PFVs</li> </ul>	<ul style="list-style-type: none"> <li>▪ IM = 100</li> <li>▪ LQAS = Lot failed for 80%</li> </ul>

# UC-4; Series of Events Since April

Month	Key Happenings	Outcome
Jul	<ul style="list-style-type: none"> <li>▪ <b><i>Attack on Polio Consultant (injured) &amp; UCPW (died)</i></b></li> <li>▪ Campaign suspended in UC-4</li> <li>▪ Env. Samples from UC-4 positive</li> </ul>	<ul style="list-style-type: none"> <li>▪ No Post Campaign Assessment (LQAS or IM)</li> </ul>
Sept	<ul style="list-style-type: none"> <li>▪ <b><i>PFVs did not work due to sense of insecurity</i></b></li> <li>▪ DC &amp; his team lead the SNIDs</li> <li>▪ WHO &amp; UNICEF could not visit Gaddap due to insecurity – Fully supported the control Room</li> <li>▪ SNIDs conducted late in UC-4 (in 2 phases) by non local teams in <b><i>close liaison with local tribal leaders; Teams escorted by Police</i></b></li> </ul>	<ul style="list-style-type: none"> <li>▪ IM = 86% (Range: 66-100)</li> <li>▪ LQAS not performed</li> </ul>
Oct	<ul style="list-style-type: none"> <li>▪ NIDs conducted from 22-24 Oct; <b><i>partly by PFVs and partly by non-local teams</i></b></li> <li>▪ WHO &amp; UNICEF still not allowed to UC-4</li> </ul>	<ul style="list-style-type: none"> <li>▪ Results awaited</li> </ul>

# UC-4; September SIAs

Zone	Target	Children vaccinated		Still unvaccinated Children	
		n	%	Refusals	Not Available
Zone B (Pashto speaking)	11430	10185	89	1514	231
Zone C (Mixed languages )	16610	16028	96	284	298
Zone D (Mixed languages )	15112	14656	97	117	343
<b>UC4 Gaddap</b>	<b>59886</b>	<b>55997</b>	<b>94</b>	<b>2890</b>	<b>999</b>

# Permanent Transit Posts; Sindh Province

## Apr-Oct 2012

Months	No. of Functional Permanent Posts	No. Children vaccinated with OPV
April (since 23 <sup>rd</sup> April)	20	5,250
May	85	73, 077
June	97	107, 350
July	98*	123, 308
August	97	121, 252
September	99	122,643
October* (till 19 October )	102	65,029
<b>Total</b>		<b>617909</b>

\* Alasif square of UC4 Gadap suspended on 21 July

# Building Confidence of the Community



Polio communication through Mobile Float



Community Focused group discussion ( Male ) UC4, attended by UNICEF representatives and WHO PEI team leader Sindh



DC Malir meeting with Community influencers for polio



Confidence building through Medical camps with Rotary support

***Appreciation  
for the Polio  
Front line  
Workers  
(Karachi)***





***Mr. Ishaq (Deceased WHO UCPW)***



***Dr. Dedo (Injured WHO Consultant)***

# Way Forward – UC 4 Gaddap

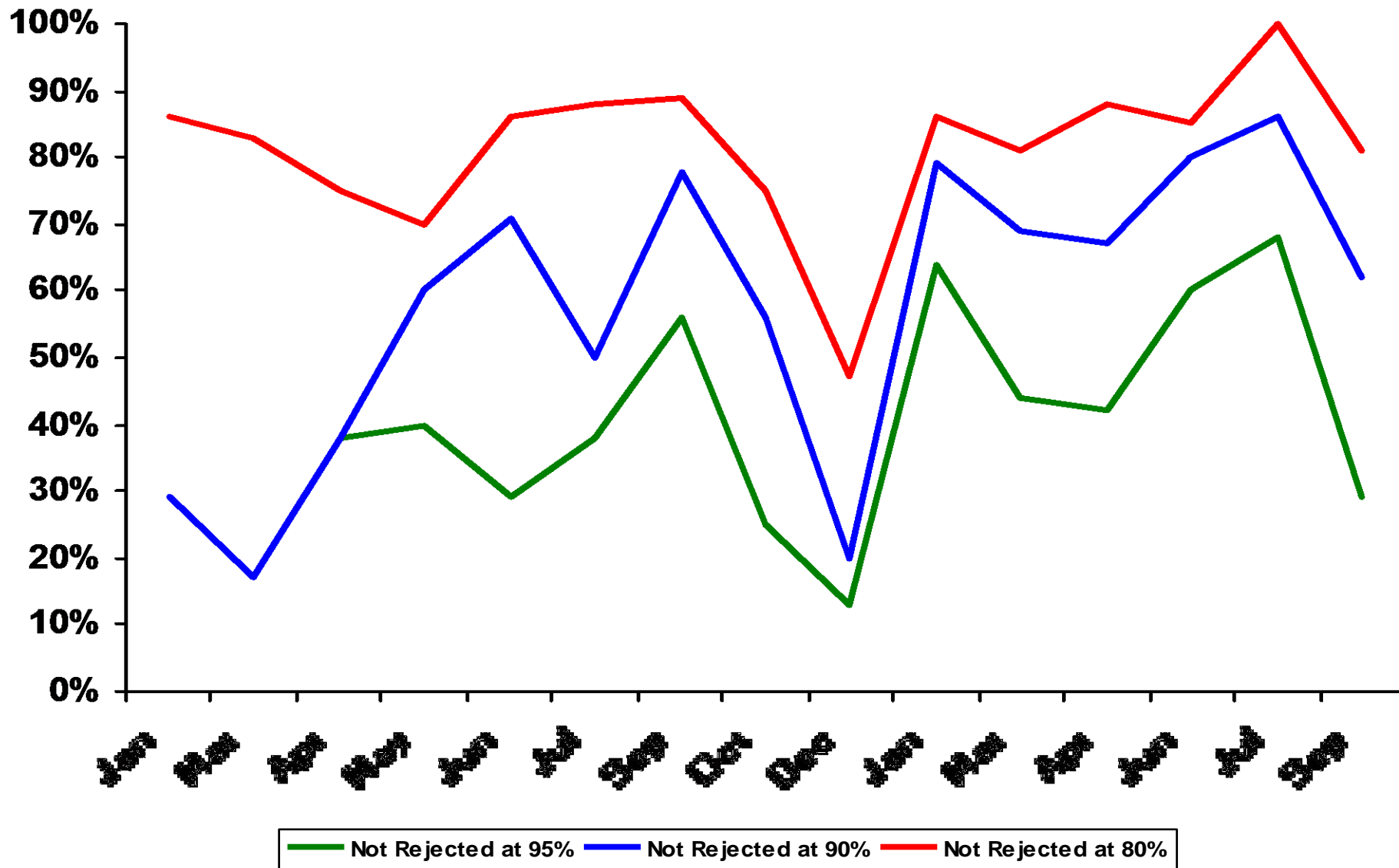
- ***Political parties (MQM & ANP) and local tribal leaders taken on board***
- Engage religious influentials for community mobilization and coverage of refusals
- DC in lead role
  - Improve security to restore the confidence of the vaccinators
  - Linking developmental work with Polio Eradication
- Continue with the Permanent Female Volunteers
- Improve and Fully Implement strategies for Underserved / migrant populations





**POLIO SANCTUARY**  
***Pishin(& Quetta Block)***

# WPV Isolates by week (Last 52 weeks); BALUCHISTAN



# *Independent Monitoring , Market survey & LQAS*

## *Pishin Jul 2011 - Sep 2012*

SIAs	PCM	MS	LQAS				
			No of Lots	Not rejected at 95%	Rejected at 95%	Rejected at 90%	Rejected at 80%
			n	n	n	n	n
Jul, 2011	<b>86</b>	<b>77</b>	1				<b>1</b>
Sep, 2011	<b>85</b>	<b>66</b>	1				<b>1</b>
Oct, 2011	<b>85</b>	<b>84</b>	3		<b>1</b>	<b>1</b>	<b>1</b>
Dec, 2011	<b>85</b>	<b>85</b>	3			<b>1</b>	<b>2</b>
Jan, 2012	<b>85</b>	<b>74</b>	1				<b>1</b>
Mar, 2012	<b>84</b>	<b>73</b>	2		<b>1</b>		<b>1</b>
Apr, 2012	*	<b>85</b>	1			<b>1</b>	
Jun, 2012	*	<b>83</b>	3	<b>1</b>	<b>1</b>		<b>1</b>
Jul, 2012	*	<b>83</b>	3	<b>2</b>	<b>1</b>		
Sep, 2012	<b>85</b>	<b>78</b>	4		<b>1</b>	<b>1</b>	<b>2</b>

\* Not assessed

PCM= Post campaign independent monitoring

MS= Market Survey

LQAS= Lot Quality Assurance Sampling

# WPV Isolates by week (Last 52 weeks); BALOCHISTAN

## AFP Surveillance

 NIDs    
  SIAD    
  SNIDs & Mopups

P1
P3
Mix

DISTRICT	ENV	HRDS	LAST CASE	TOTAL CASES	43	44	45	46	47	48	49	50	51	52	1	2	3	4	5	6	7	8	9	10	11	12	13	14	15	16	17	18	19	20	21	22	23	24	25	26	27	28	29	30	31	32	33	34	35	36	37	38	39	40	41	42	43	
SHERANI	N	N	02-Oct-12	1																																																						
QUETTA	Y	Y	22-Jun-12	5	1					1						2																																										
KABDULAH	N	Y	15-Dec-11	5				2		1	1	1																																														
KHUZDAR	N	N	03-Dec-11	1						1																																																
HARNAI	N	N	26-Nov-11	1						1																																																
PISHIN	N	Y	12-Nov-11	1		1																																																				
BARKHAN	N	N	29-Oct-11	1	1																																																					
MASTUNG	N	N	23-Oct-11	1	1																																																					
BALOCHISTAN	1	3	02-Oct-12	16	3	1	2	1	3	1	1					2																																										

## Environmental Surveillance

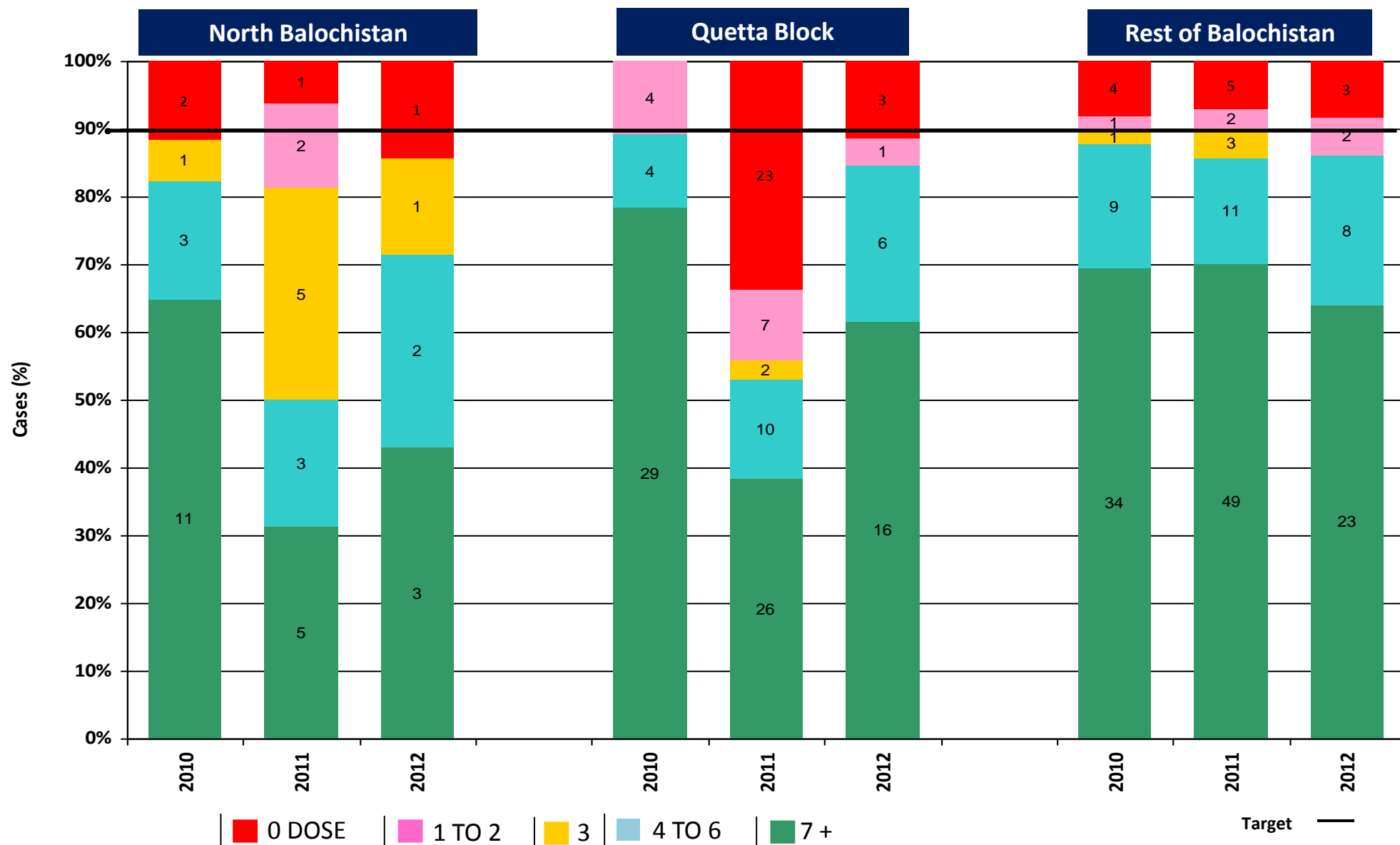
3+
2
1

Sites	Total samples	Wild 2011	Wild 2012	Total Isolate	43	44	45	46	47	48	49	50	51	52	1	2	3	4	5	6	7	8	9	10	11	12	13	14	15	16	17	18	19	20	21	22	23	24	25	26	27	28	29	30	31	32	33	34	35	36	37	38	39	40	41	42	43					
<b>QUETTA</b>																																																														
Quetta-Jattak Killi, JT-1	20	11		11																																																										
Quetta-Jam-e-Salfia, JS-1	21	9	2	11																																																										
Quetta-Surpul, SP-1	1			0																																																										
<b>BALOCHISTAN</b>	42	20	2	22																																																										

Negative
Positive
Under process

**No Polio Case in Pishin this year. Env, Samples –ve in Quetta since Feb. Four recent VDPV2 cases; 1 in Pishin, 3 Killa Abdullah (1 round with tOPV conducted 1-2 more planned)**

# Vaccination status<sup>€</sup> of Balochistan ^Non-Polio AFP (Routine + SIA's) cases aged 06-35 months 2010 to 2012\*

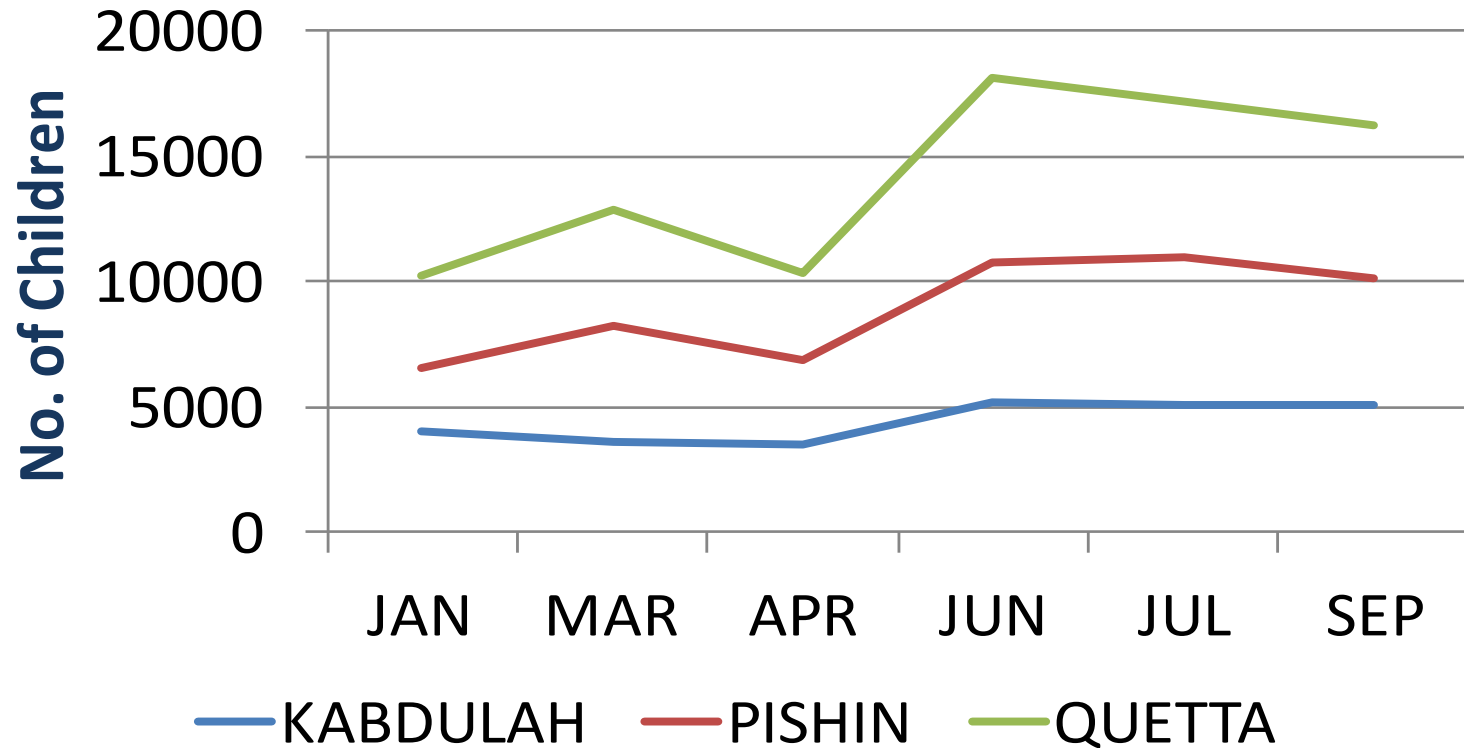


€ As per recall of parents

\* Afp.rec Data as of 18-10-2012

^ Including AFP Cases pending for classification

# Trends of Reported Refusals in Quetta Block; Jan-Sep 2012



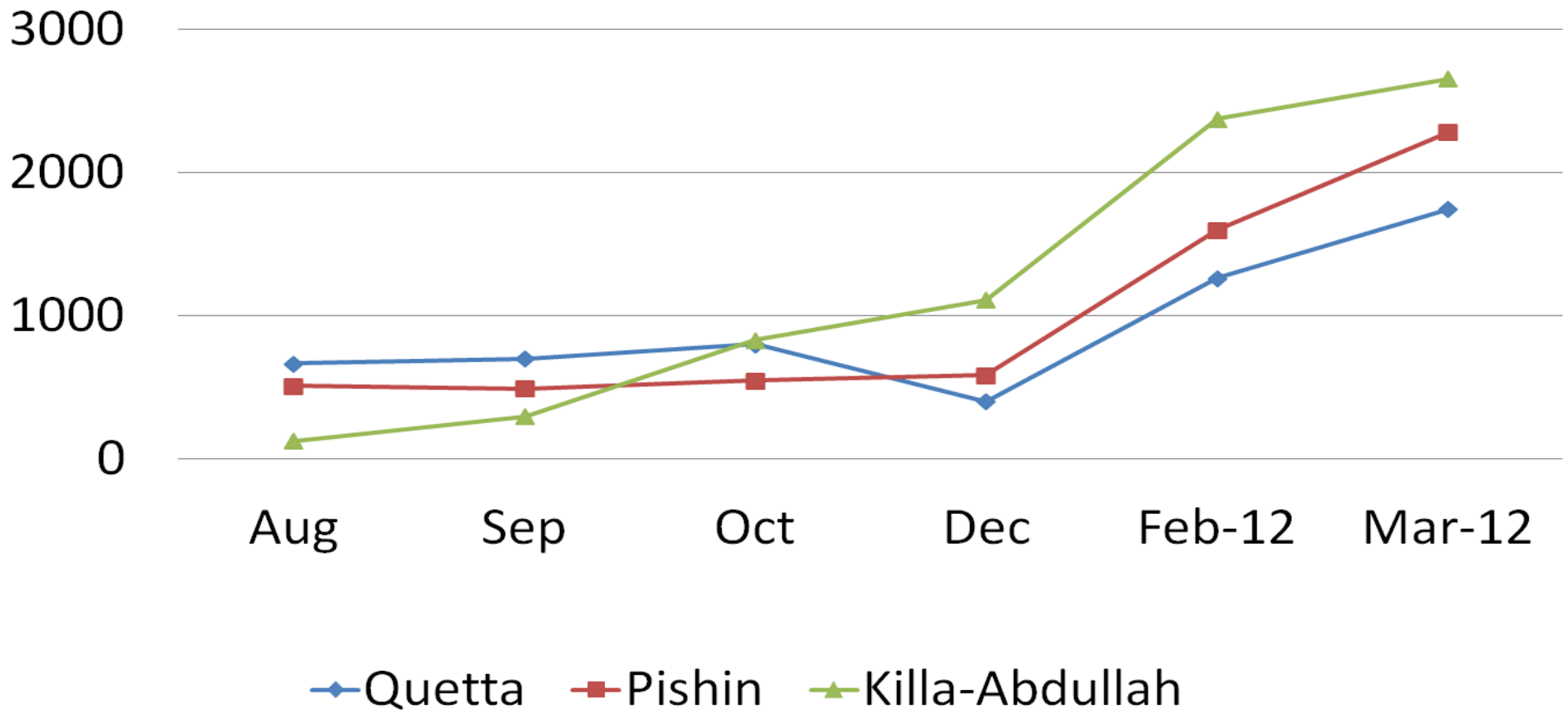
Target Population; Killa Abdullah = 139,722

Pishin = 102,247

Quetta = 494,775

# Refusals Covered by COMNet staff in Quetta Block August 2011 -March 2012

*(source: Refusals Log Book)*





# Incentives for the Front Line Workers

Cadre	Incentives in 2011	Current Incentives 2012		
		WHO	Govt.	Total
H-H Vaccinations Teams	150	250	<b>250</b>	500
Area In-charges	200	270	<b>330</b>	600
UC Medical Officers	300	350	<b>350</b>	700
HR UCs M.O for PEI and RI	0	0	<b>10,000</b>	10,000

# Ongoing Efforts by Chief Secretary and DCs

- Regular Program reviews for all SIAs
  - Chaired by CS, PM's Focal Person & chairperson of President's Oversight Committee
- Advocacy with the Political Leadership
  - Led by the PM's Focal Person
  - Followed up by consultant for parliamentarians at PM's cell
  - Assisted by the partners. WHO DG's Advisor recently met head of JUI-F (Maulana Shirani)



## Motivating the Frontline workers

- The Government of Balochistan allocated PKR 57 m till Dec 2012
- The Chief Secretary announced compensation (PKR 0.4 m) for the deceased Polio worker
  - *Nominated for Bob Kegan's Polio Hero Award*

# Summary

- Overall Improvement in SIAs; yet quality inconsistent (LQAS, MS, IM)
  - *Paramedics*; causing hurdles
  - *Political interference* impeding meaningful accountability
- Evidence of Impact
  - Negative environmental samples
  - Reduction in the number of polio cases
- There is need to improve & sustain SIA quality
- Refusals appear to be increasing

# Next Steps

- Sustain political advocacy at the national and provincial levels (with the assistance of partners)
- ***All Party Provincial Crisis Consultation***
  - JUI-F (Maulana Fazal ur Rehman)
  - Pakhtunkhwa Milli Awami Party
- Fully Implement ***DDM***
- Response to VDPVs isolation
  - One tOPV round conducted; 2 more planned
- Special Investigation to determine the reason (s) for increasing refusals

***Thank You***