

# **Polio Eradication; Update on Situation in Pakistan**

***Meeting of the independent Monitoring Board for GPEI***

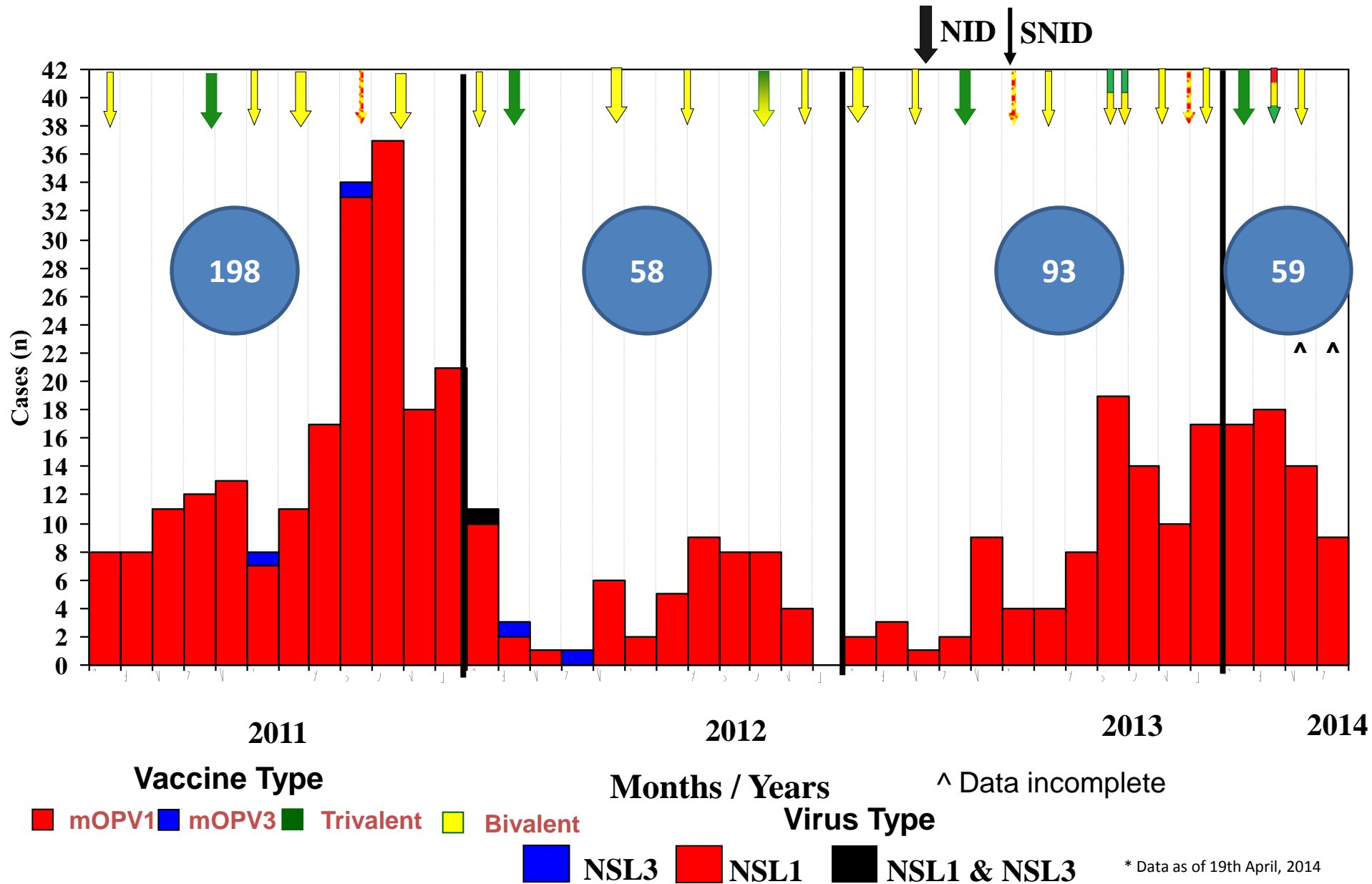
***6<sup>th</sup> May 2014***

*Prime Minister's Polio Monitoring Cell*

# Outline

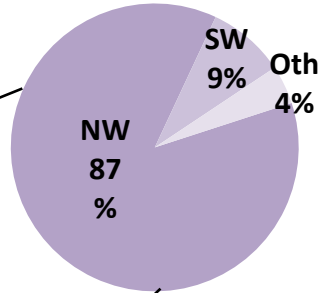
1. Situation Review
2. Maintaining Government's commitment & oversight
3. Maintaining status of areas without polio cases
  - a) Appropriate SIAs' schedule
  - b) Aggressive case response strategy
4. Reaching populations on the move
5. Approach towards polio reservoirs
6. Inaccessible Areas of FATA
7. Future plan and summary

# 1. Situation Overview

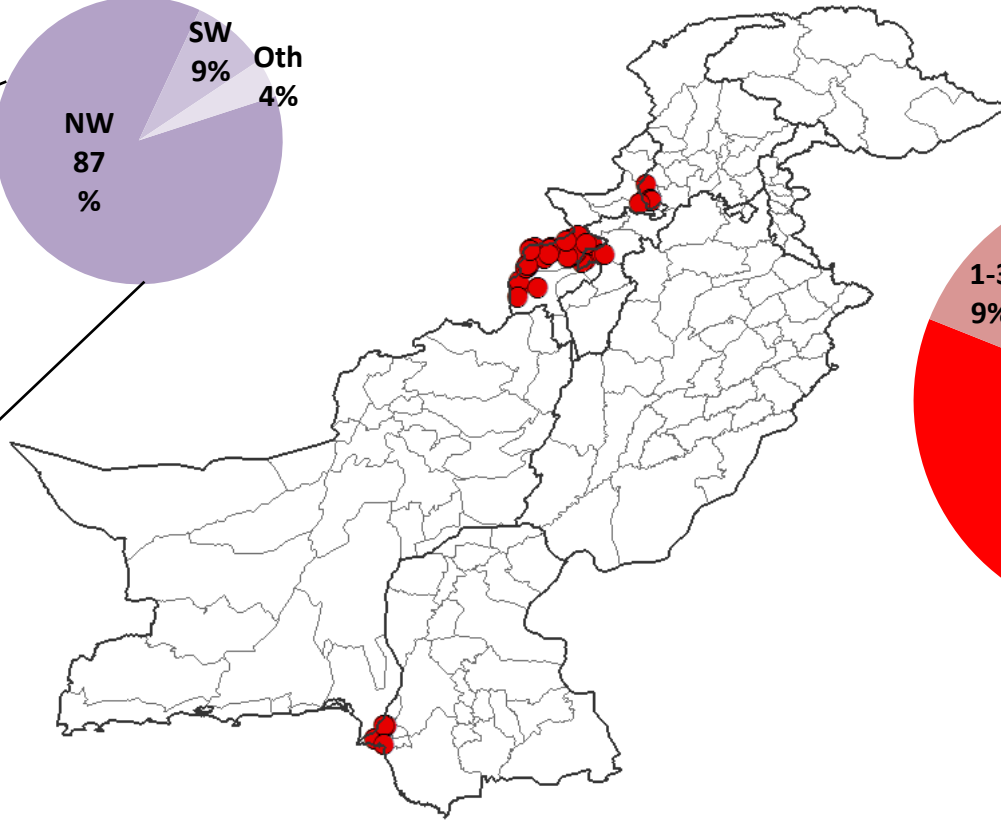
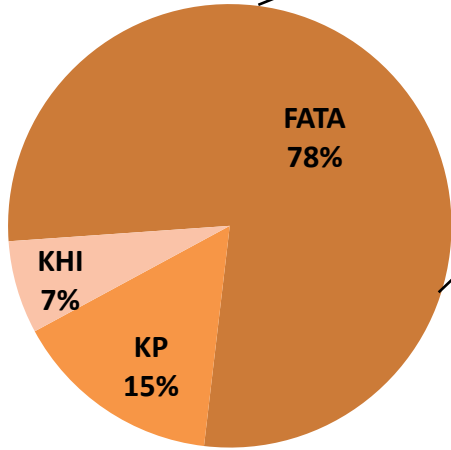


# Confirmed WPV Cases, 2014

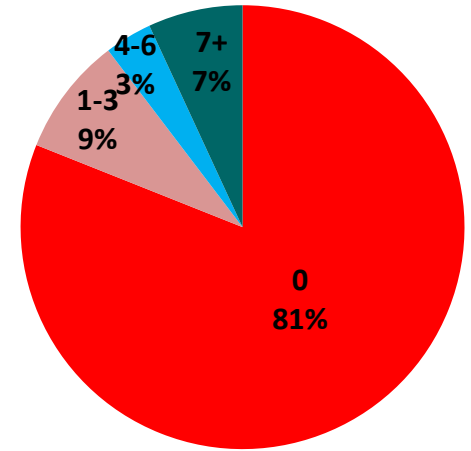
FATA Distribution



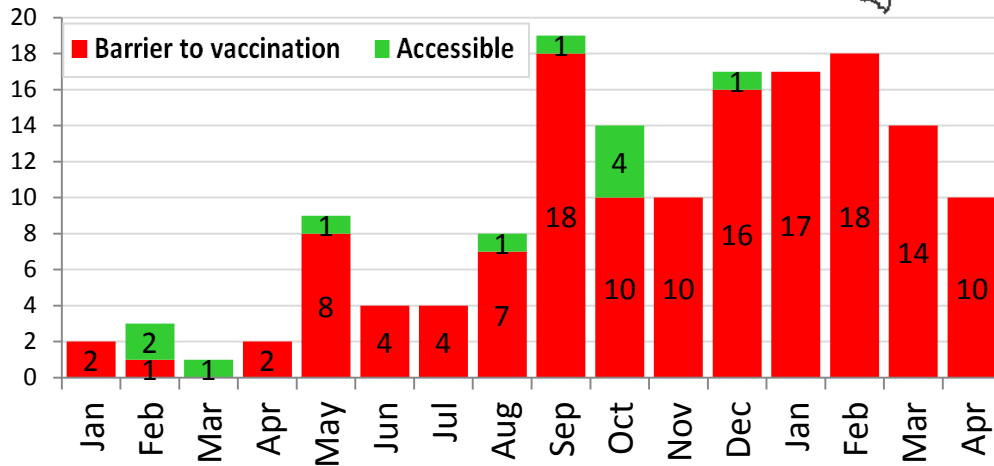
Provincial Distribution



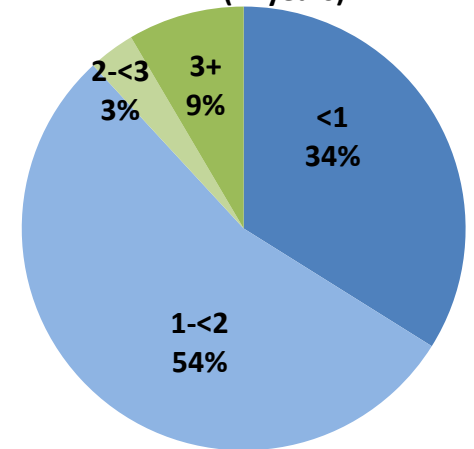
Vaccination status



WPV cases by month



Age distribution (in years)



# Polio cases in 2014 in Areas with barriers to immunization

## Ban by local leaders

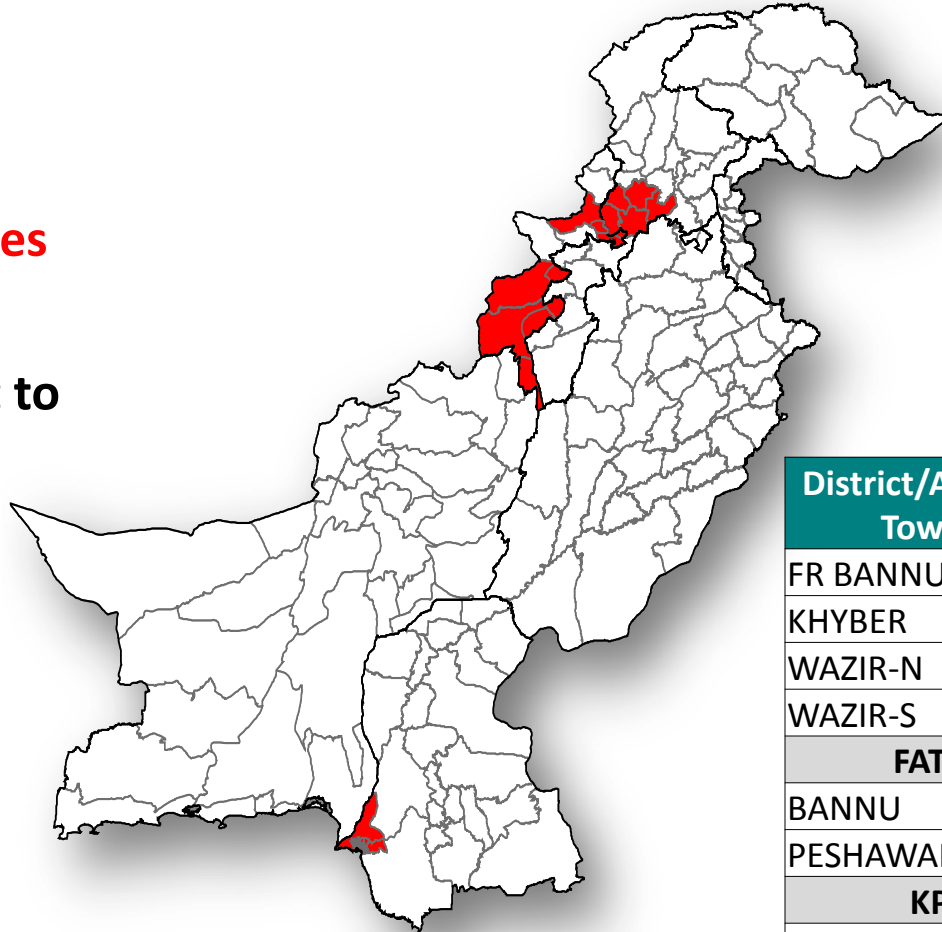
- North & South  
Waziristan tribal Agencies

## Areas with direct threat to Field health workers

- Peshawar & Karachi

## Areas with military operation & Active insurgence

- Khyber tribal Agency



### Inaccessible areas

Central KP, Waziristan agencies,  
Khyber, FR areas (FATA) & Karachi

District/Agency/ Towns	CASES
FR BANNU	1
KHYBER	1
WAZIR-N	40
WAZIR-S	4
<b>FATA</b>	<b>46</b>
BANNU	5
PESHAWAR	4
<b>KP</b>	<b>9</b>
KHI – BALDIA	1
KHI – ORANGI	1
KHI - GADAP	2
<b>Sindh</b>	<b>4</b>
<b>PAKISTAN</b>	<b>59</b>

# Security Incidents (Martyrs) Jul 2012 – Mar 2014





## 2. Maintaining Government's commitment & oversight

- PM's Focal Person appointed and Polio Cell moved to PM's Secretariat
- Close oversight provided by the highest offices
  - National Task Force met in last quarter of 2013 under the chairmanship of PM
  - PM endorsed NEAP 2014 in a briefing on 11th March 2014
  - President hosted two Jirgas with FATA tribal elders & held meetings with Governor KP and senior officials during Jan-March
  - Fortnightly national steering committee meetings chaired by PM's Focal Person
- Provincial reviews jointly chaired by CS & PM's focal person (10 meetings so far this year)
- Pakistan is predominantly self financing its polio eradication program through loans from Islamic Development Bank and World Bank



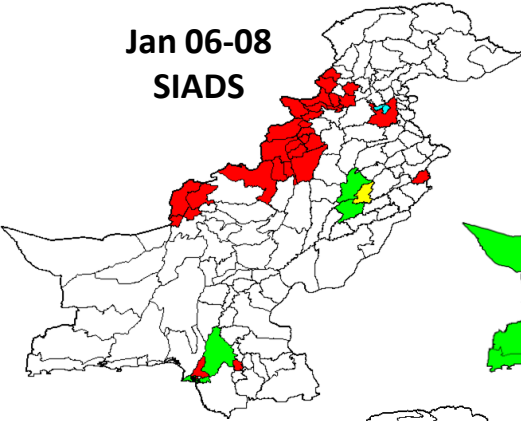
## 3a. Maintaining status of areas without polio cases

- Planned SIAs could not be uniformly implemented in 2013
  - Reservoirs had missed, incomplete & prolonged SIAs
  - ***Nearly 90% of polio cases in 2013 come from areas with barriers for vaccination***
- Intensified plan for 2014 during low season
  - For the first time in program's history, 3 NIDs during the first trimester
  - Two SNIDs & 5 targeted SIAs
  - Innovative strategies for polio reservoir
  - ***All polio cases in 2014 are from areas with barriers***

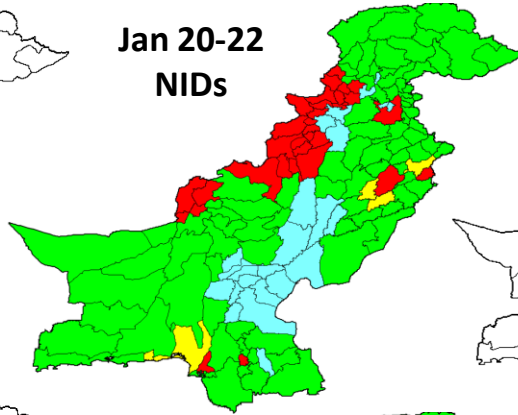


# SIAs' Schedule: 1st Half of 2014

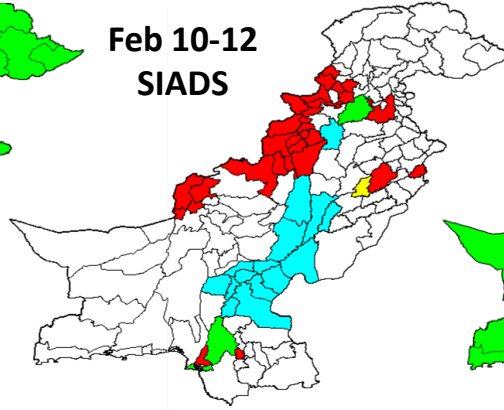
Jan 06-08  
SIADS



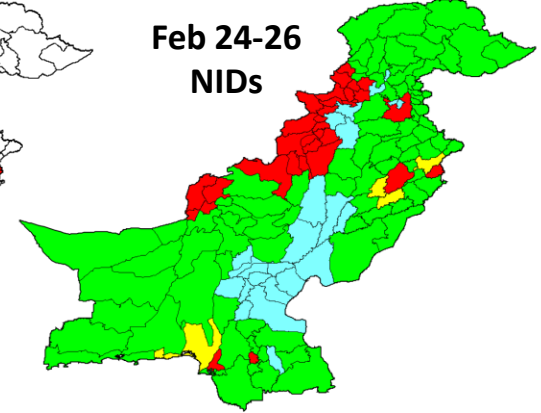
Jan 20-22  
NIDs



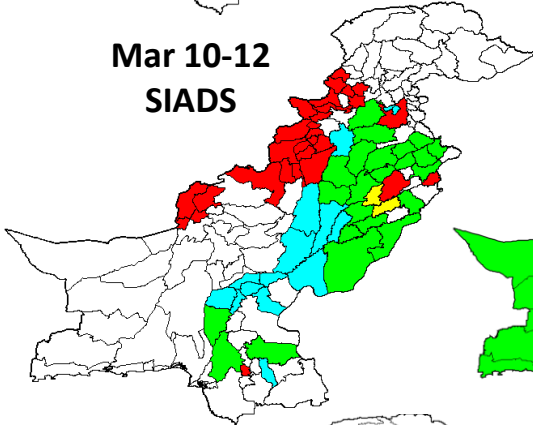
Feb 10-12  
SIADS



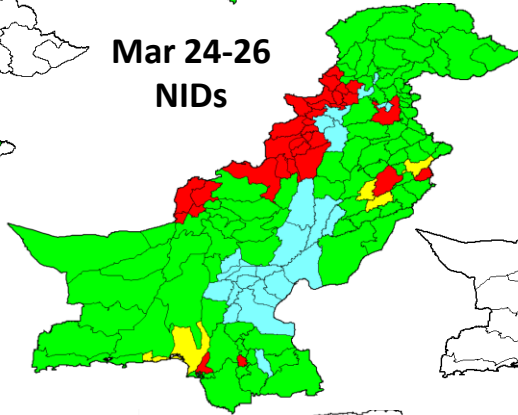
Feb 24-26  
NIDs



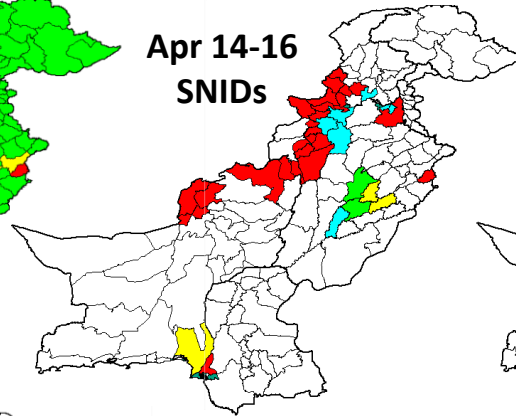
Mar 10-12  
SIADS



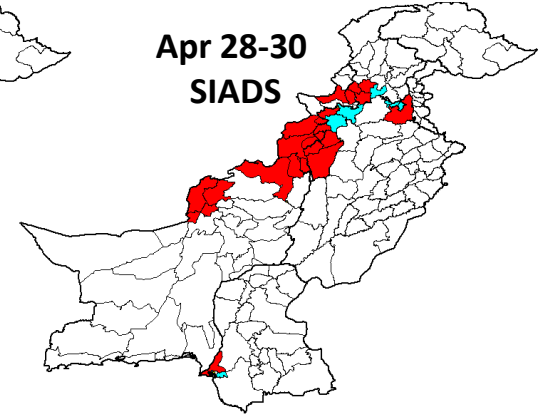
Mar 24-26  
NIDs



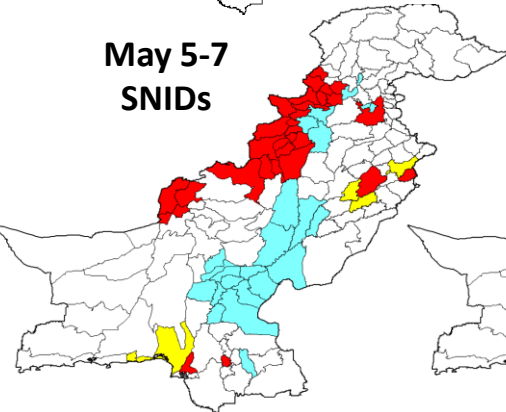
Apr 14-16  
SNIDs



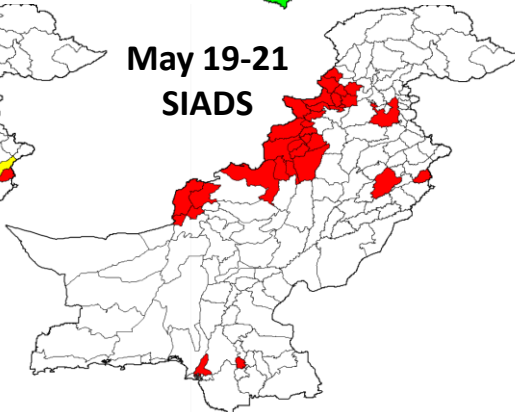
Apr 28-30  
SIADS



May 5-7  
SNIDs



May 19-21  
SIADS



• **Standard SNIDs:**

- Priority-1 and Priority-2
- Adjustment according to evolving epidemiology

• **Standard SIAD:**

- **All SIADS:** Central KP, Southern KP (till April), Quetta Block, Lahore (HRUCs), Rawalpindi (HRUCs), Karachi (HRUCs), Hyderabad and FATA
- **Alternate SIADS:** Entire Karachi, Faisalabad



Priority1



Priority2

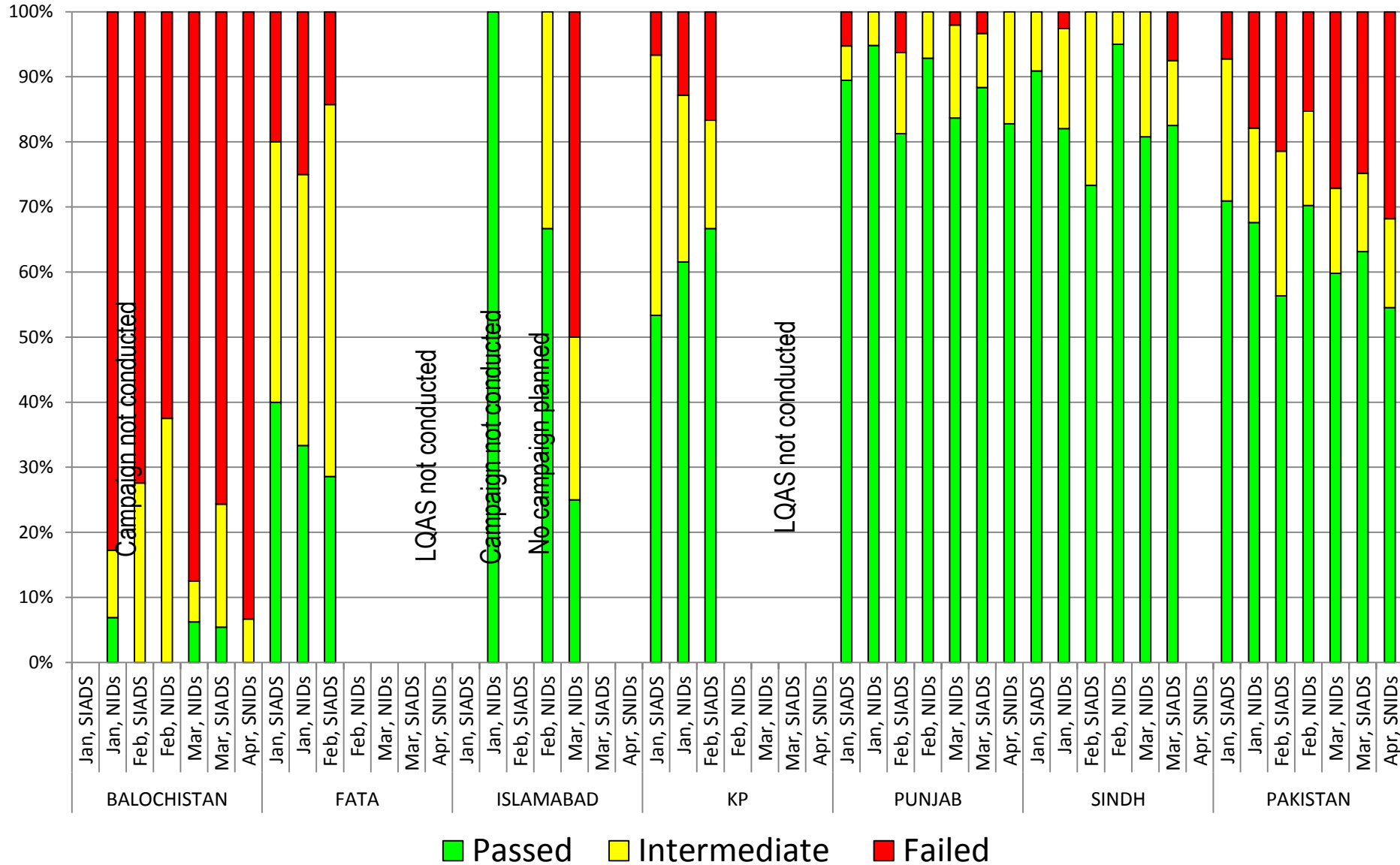


Priority3

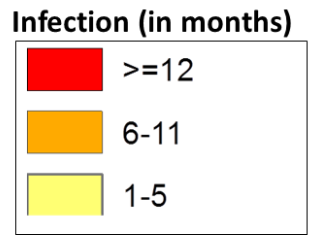
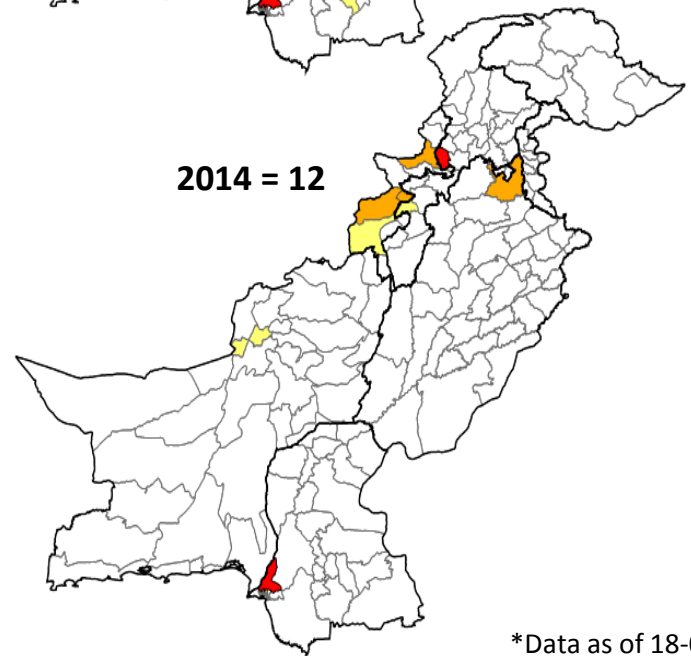
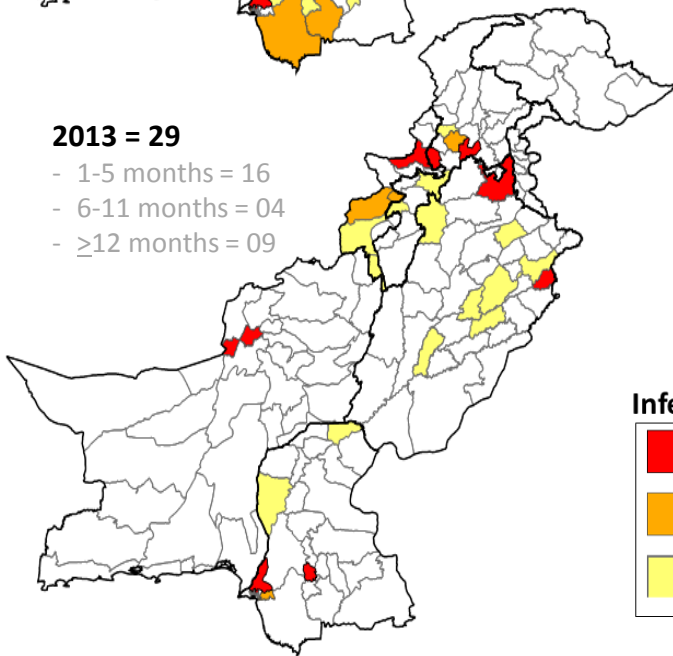
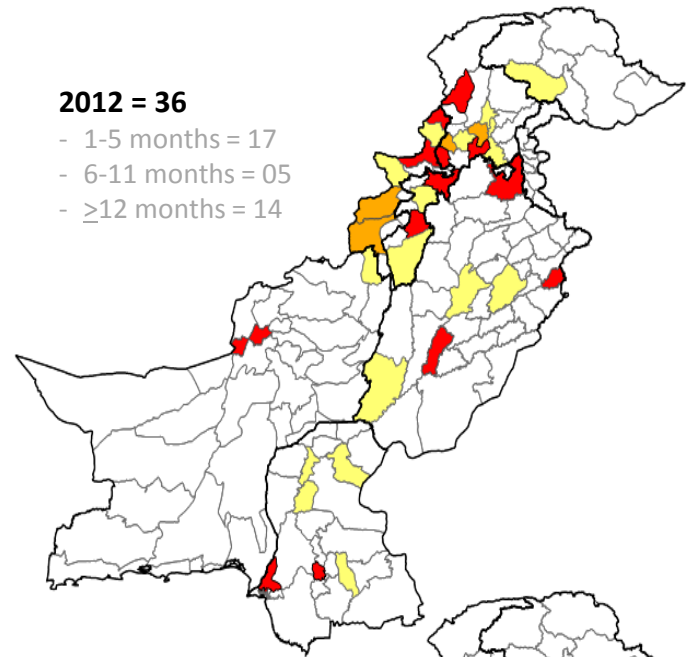
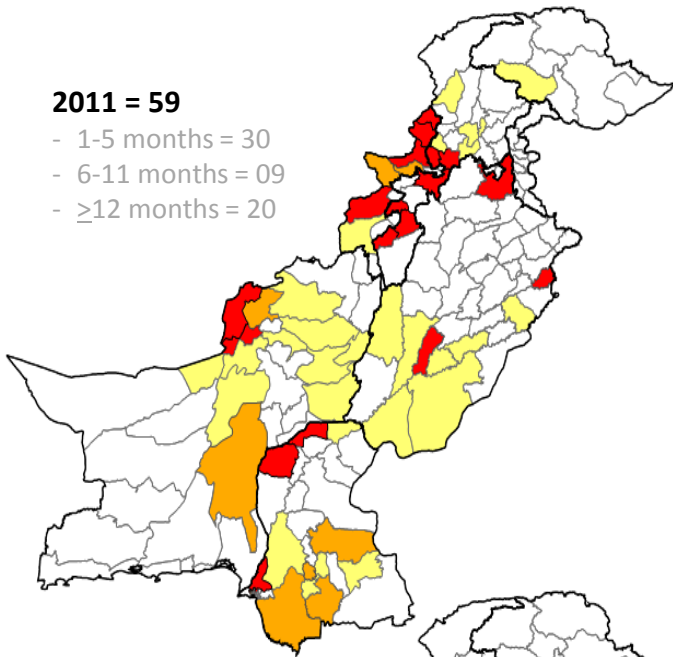


Priority4

# LQAS Trend for 2014 SIAs

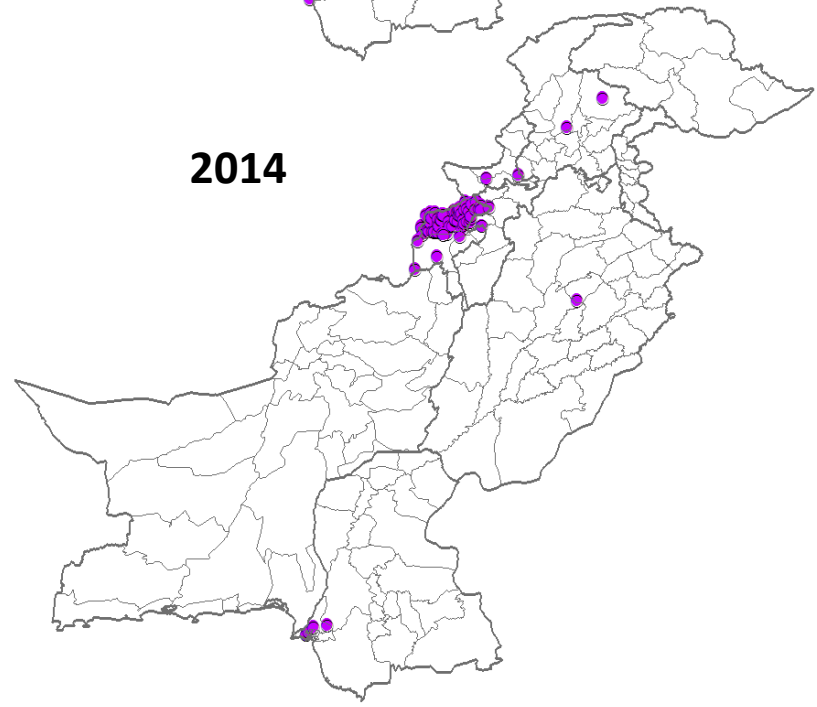
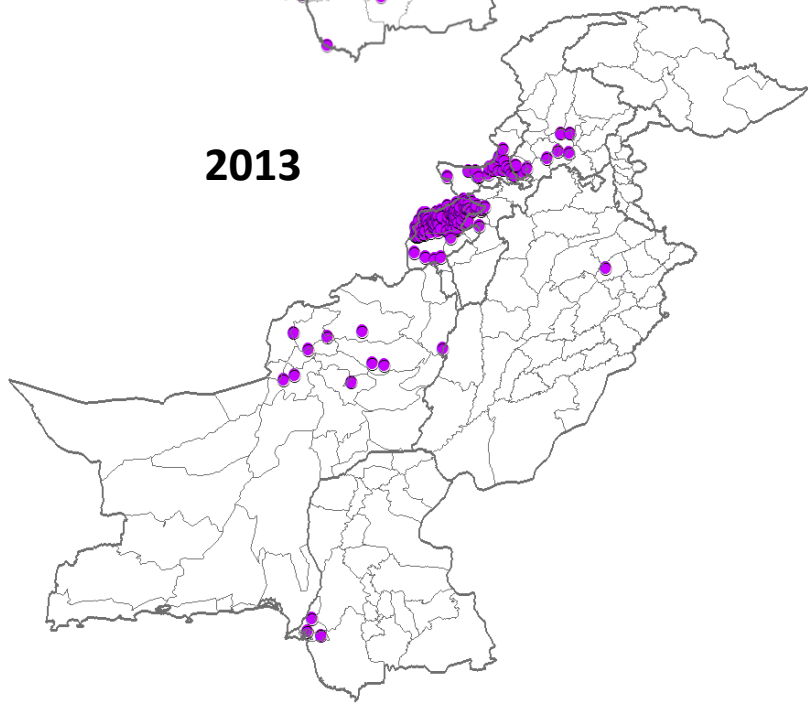
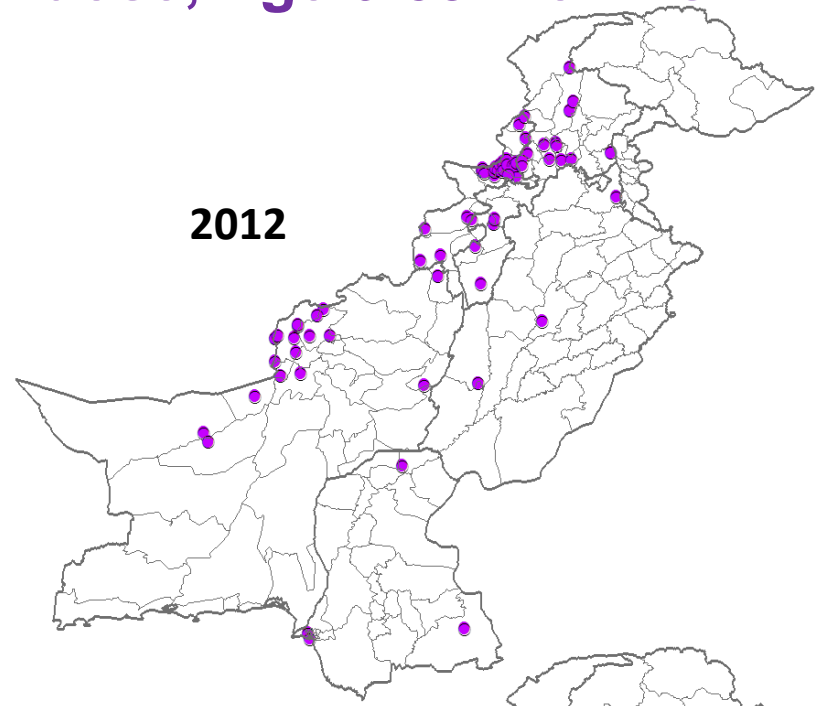
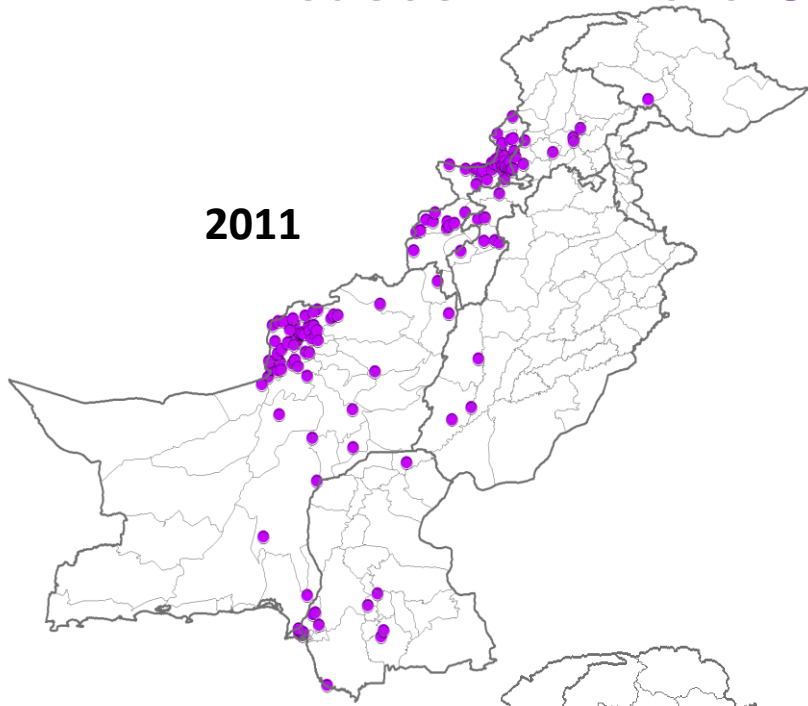


# Duration of virus (WPV cases and Env isolates) circulation\*



\*Data as of 18-04-2014

# AFP cases with Zero OPV dose, Age 6-59 months



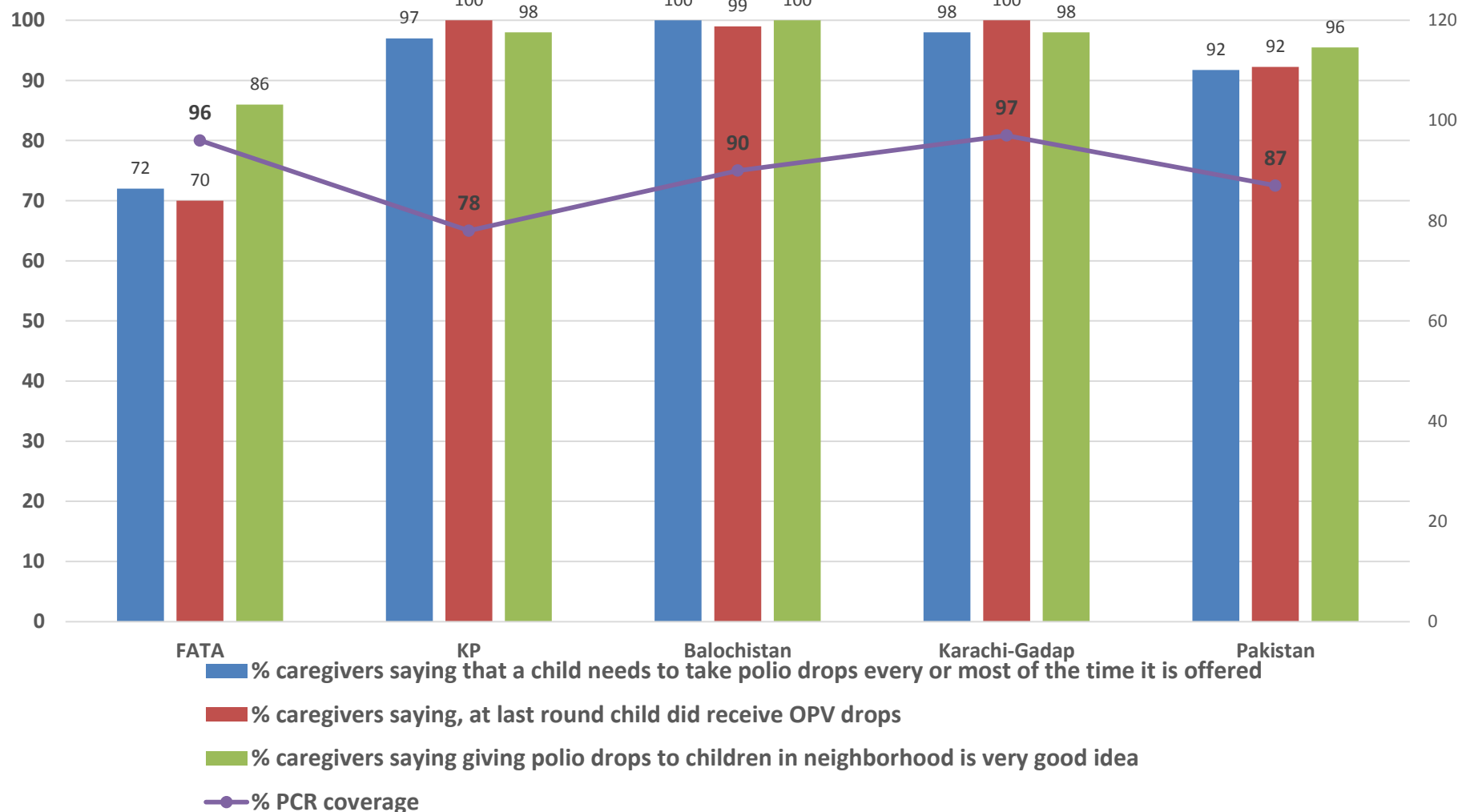
# Environmental Surveillance, Other than KHI, PWR & Qta Blk Pakistan (Last 52 weeks)

Sites name	Proportion of Positive samples																																																											
	2011		2012		2013		2014																																																					
	%	%	%	%	n	Jun					Jul					Aug					Sep					Oct					Nov					Dec					2014 Jan					Feb					Mar					Apr				
<b>PUNJAB</b>																																																												
<b>MULTAN</b>																																																												
Ali Town	50	17	8	0	0	[Grid of colored cells representing surveillance data for Ali Town]																																																						
Kotla A. Fateh	50	8	0	0	0	[Grid of colored cells representing surveillance data for Kotla A. Fateh]																																																						
Suraj Miani	75	8	8	0	0	[Grid of colored cells representing surveillance data for Suraj Miani]																																																						
<b>LAHORE</b>																																																												
<b>Gulshan Ravi Station</b>																																																												
Multan Road Station	58	50	8	0	0	[Grid of colored cells representing surveillance data for Multan Road Station]																																																						
Outfall Pump Station F	58	58	0	25	1	[Grid of colored cells representing surveillance data for Outfall Pump Station F]																																																						
Outfall Pump Station G			8	25	1	[Grid of colored cells representing surveillance data for Outfall Pump Station G]																																																						
Outfall Pump Station H			8	0	0	[Grid of colored cells representing surveillance data for Outfall Pump Station H]																																																						
<b>FAISALABAD</b>																																																												
<b>Pump Station 03</b>																																																												
Pump Station 27			0	0	0	[Grid of colored cells representing surveillance data for Pump Station 27]																																																						
Ismail City Road			0	0	0	[Grid of colored cells representing surveillance data for Ismail City Road]																																																						
<b>RAWALPINDI</b>																																																												
<b>Dhok Dallal</b>																																																												
Safdarabad	92	58	50	33	1	[Grid of colored cells representing surveillance data for Safdarabad]																																																						
<b>SINDH</b>																																																												
<b>SUKKUR</b>																																																												
<b>Makka P.Station</b>																																																												
Miani P.Station	44	0	0	0	0	[Grid of colored cells representing surveillance data for Miani P.Station]																																																						
<b>HYDERABAD</b>																																																												
<b>Tulsidas P. Station</b>																																																												
	100	58	0	0	0	[Grid of colored cells representing surveillance data for Tulsidas P. Station]																																																						
<b>ISLAMABAD</b>																																																												
<b>CDA</b>																																																												
Sabzi Mandi			0	0	0	[Grid of colored cells representing surveillance data for Sabzi Mandi]																																																						



# Communications & Social Mobilization Indicators

(%) Caregivers knowledge , OPV acceptance & Demand for local outreach - KAP - HORP 2014

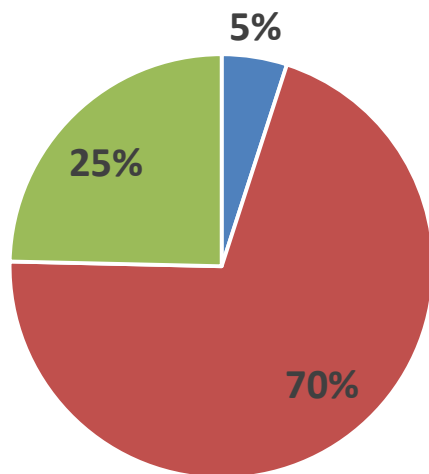




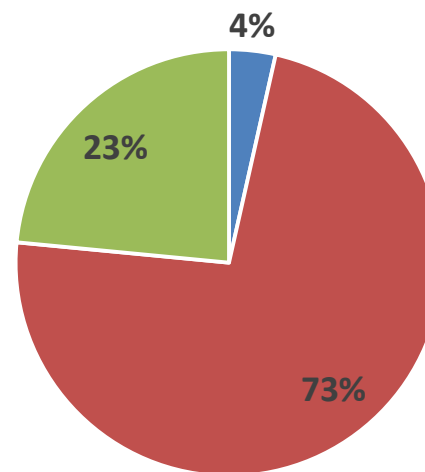
# Communications & Social Mobilization Indicators

## Reasons for Not Available Feb & Mar 2014

Feb 2014

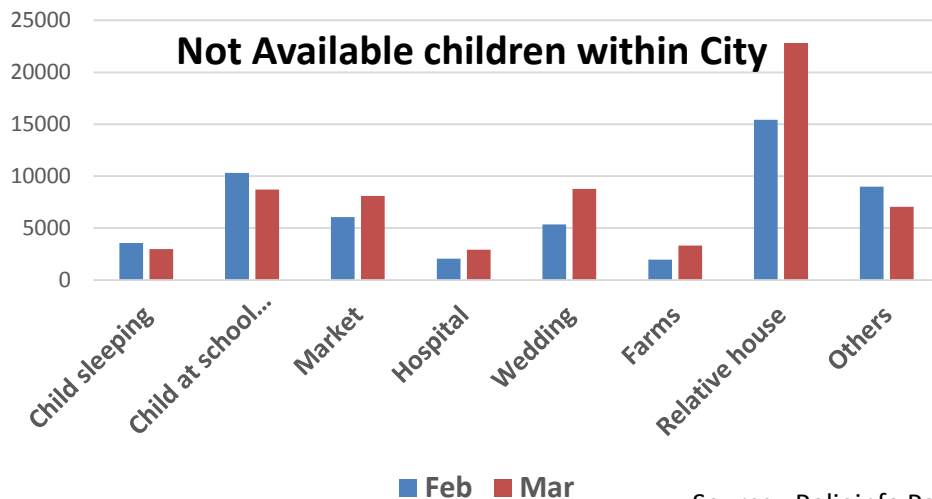


Mar 2014

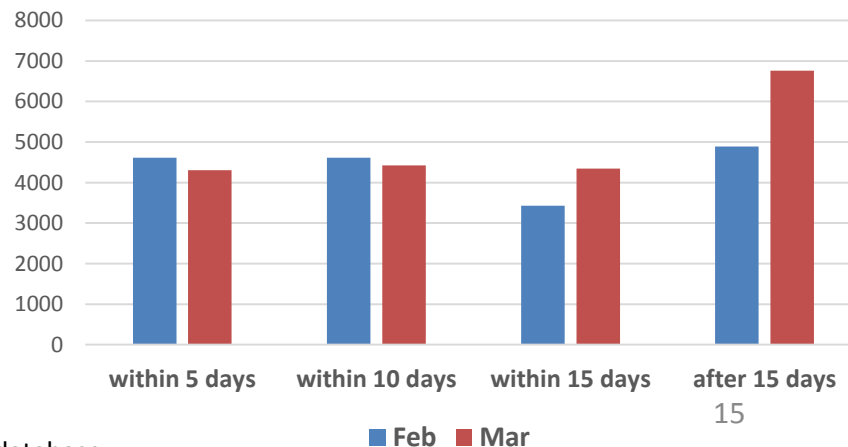


■ Sleeping ■ within City ■ outside City

### Not Available children within City

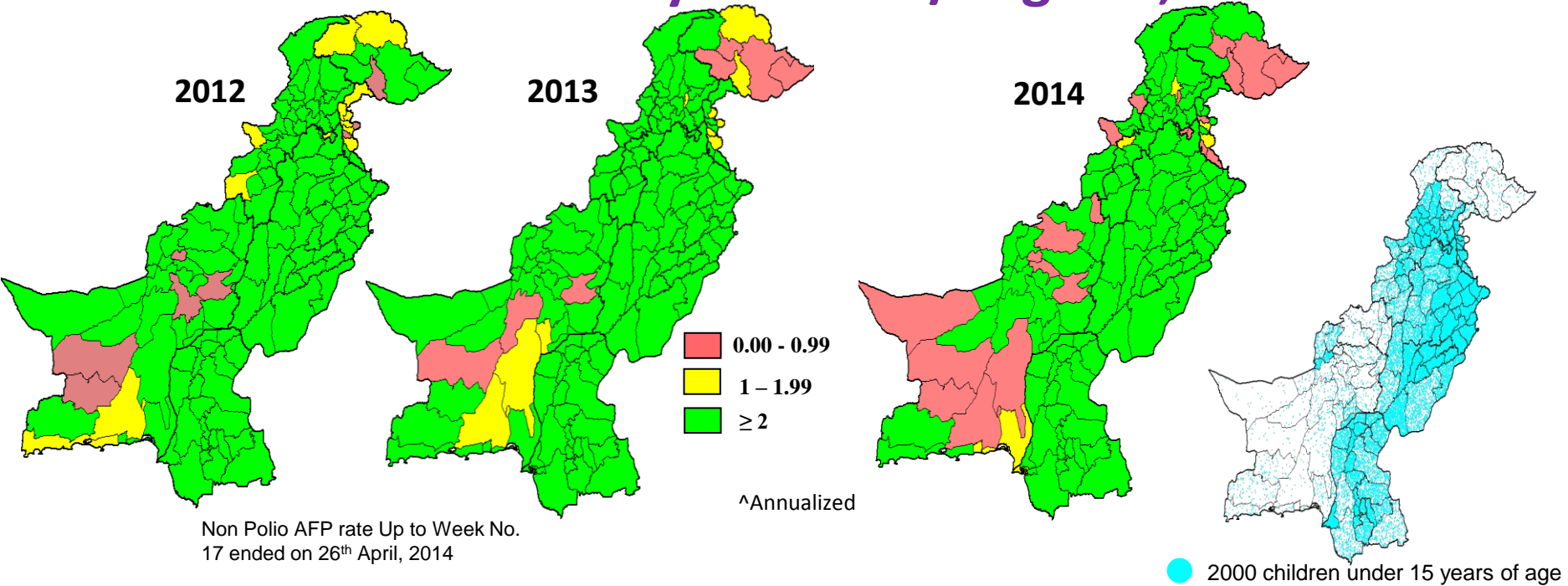


### Not Available children outside city & returning

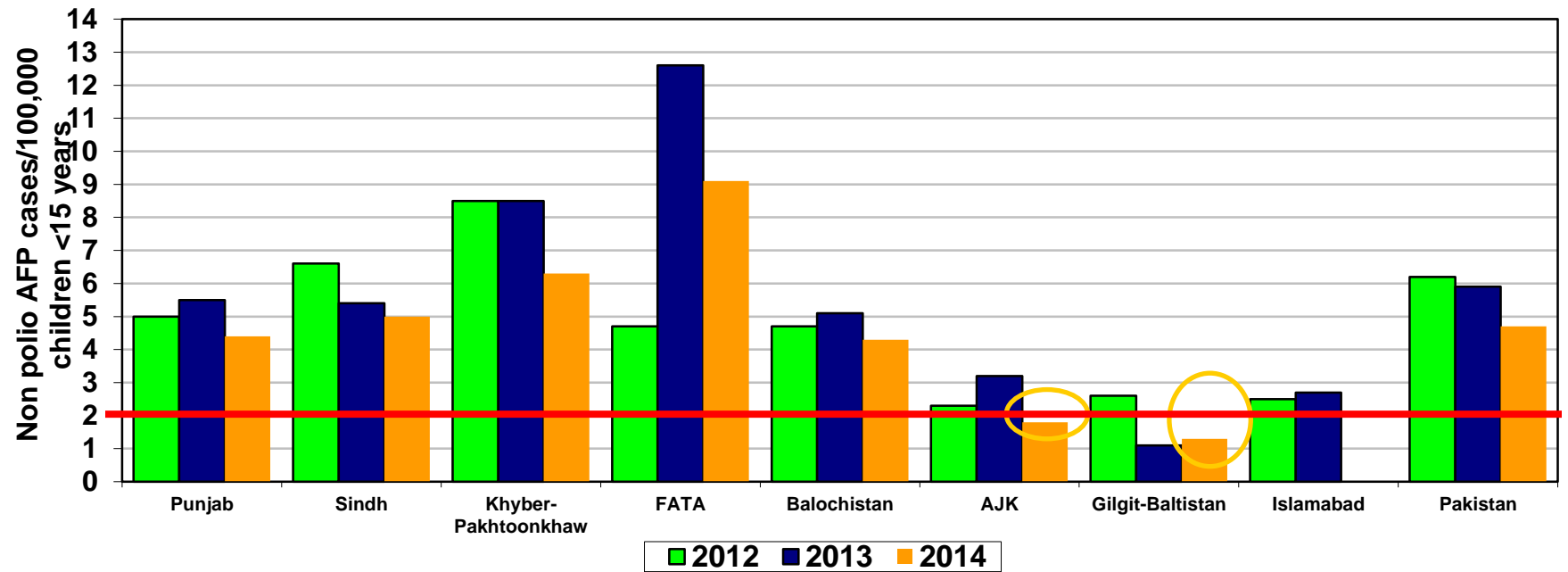


Source : Polioinfo Pakistan database

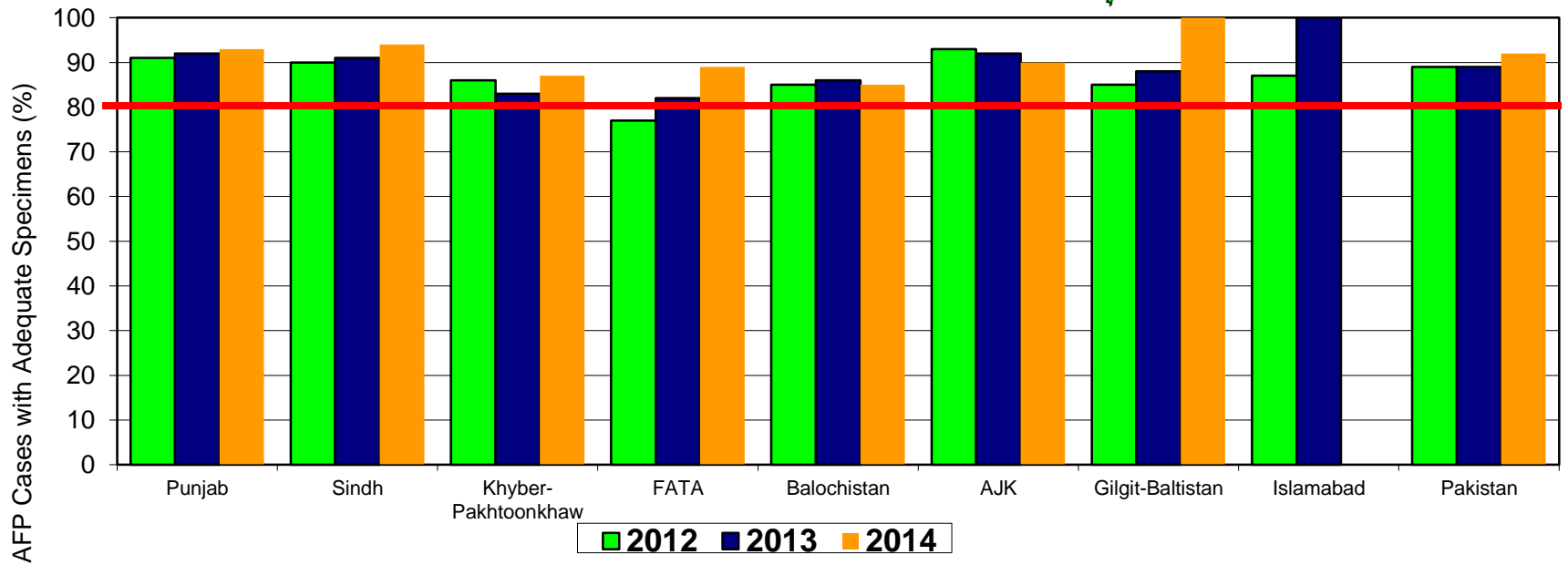
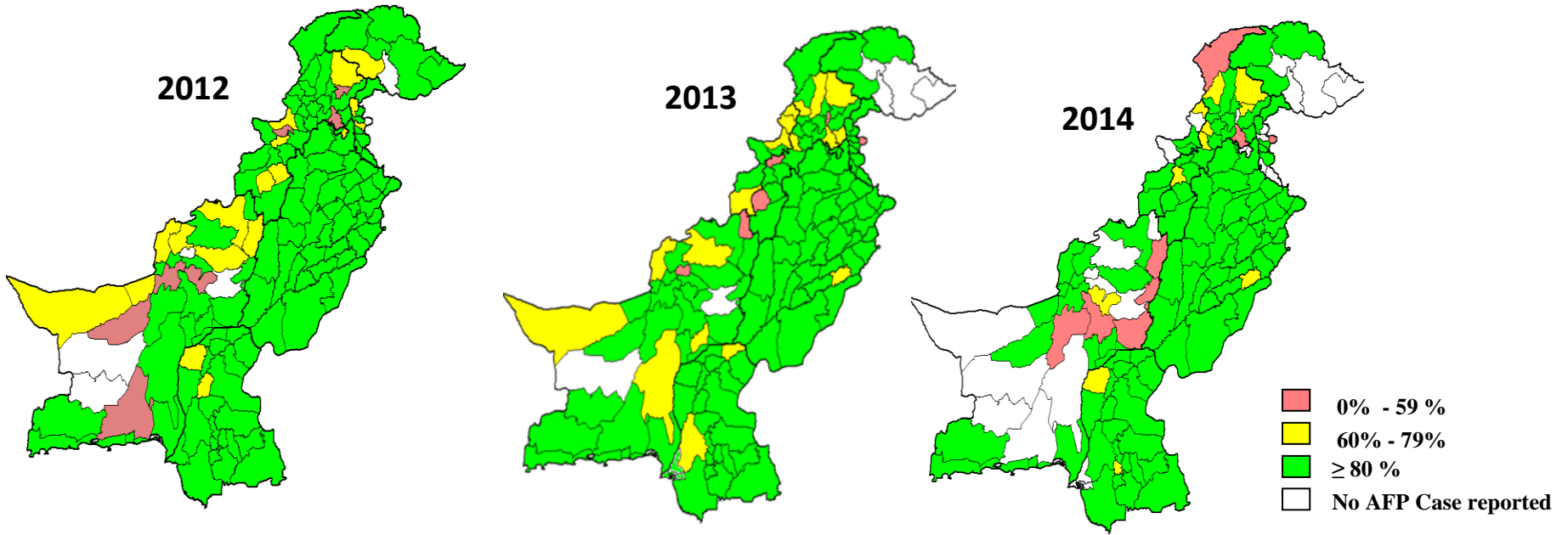
# Non Polio AFP Rate By Province/Regions, 2012-2014\*



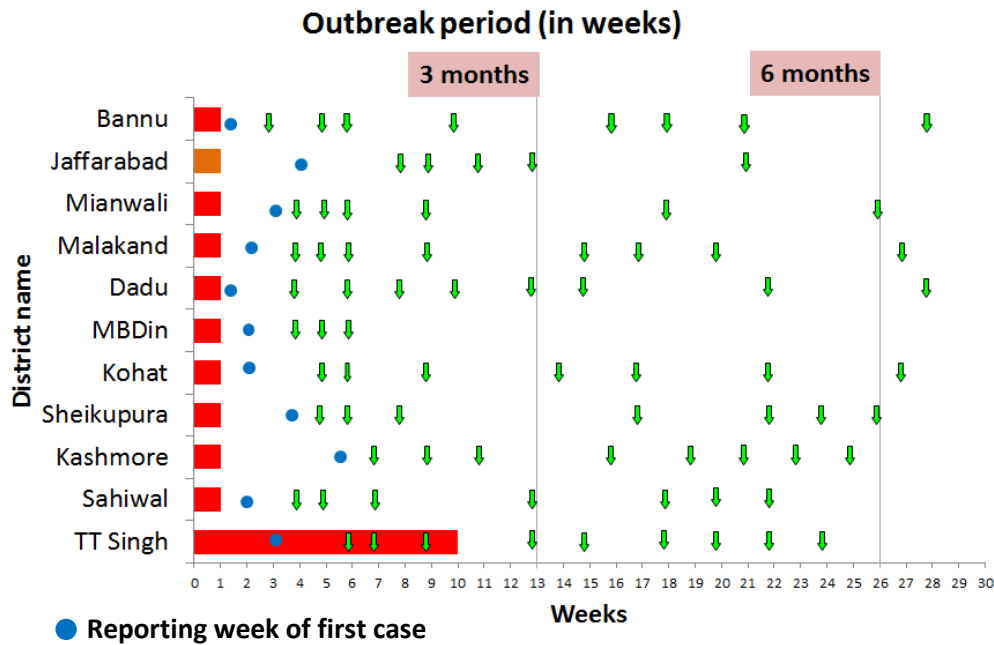
Non Polio AFP rate Up to Week No. 17 ended on 26<sup>th</sup> April, 2014



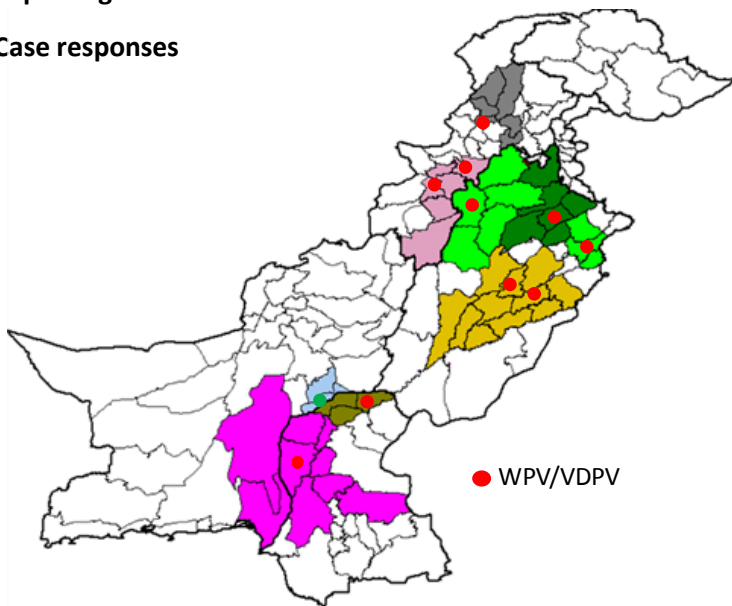
# Percent AFP Cases with Adequate Specimens, by District



## 3b. Aggressive Case Response Strategy, 2013

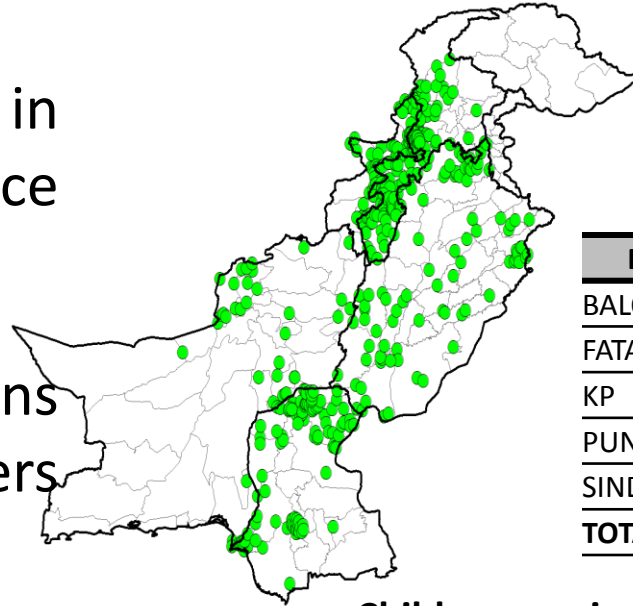


- Aggressive case response approach in 2013 (*for non-reservoir areas*)
  - 3 rounds within 4-6 weeks of case confirmation
  - Multi district level (targeting min. 500,000)
- No secondary polio cases reported except TT Singh-Sahiwal region



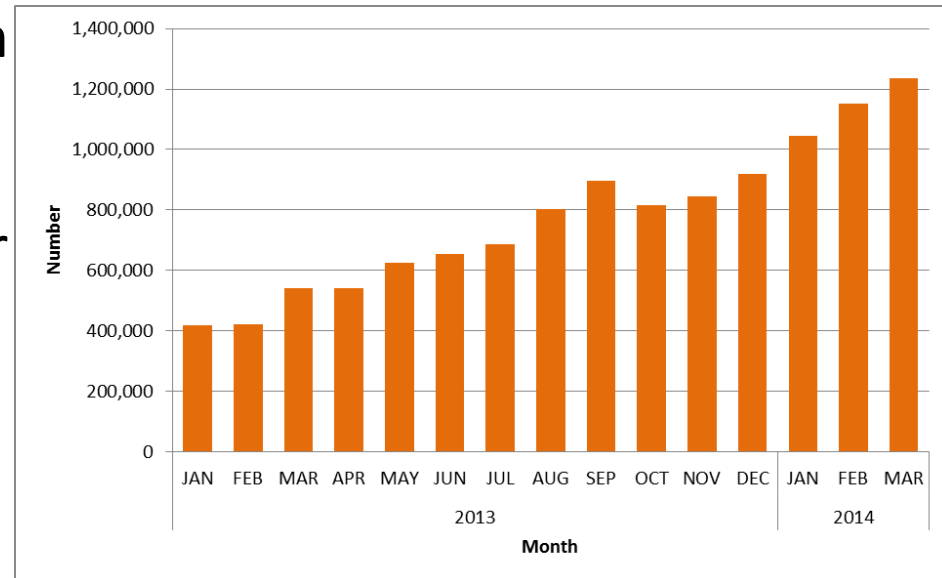
# 4. Reaching Populations on the Move

- Substantial enhancement in transit vaccination points since the start of 2013
- Major focus on the populations coming from areas with barriers for vaccination
- More than 8m vaccinated in 2013 and 3.4m so far in 2014
- Transit strategy is being further streamlined & intensified



Province	PTPs
BALUCHISTAN	37
FATA	38
KP	157
PUNJAB	92
SINDH	142
<b>TOTAL</b>	<b>466</b>

Children vaccinated



2013 = 8,168,679

2014 = 3,430,534

## 5. Situation Review: Reservoirs

- **Karachi & Peshawar**

- No campaign conducted in one go (4 days) in 2013
- Staggered approach (8-16 days)
- Sweep/cluster strategy (multiple teams moving together; contrary to micro-plan)
- Policemen themselves being targeted
- Missed Children not covered on same day & catch up (4TH) day

- **Quetta Block**

- Missed a round of SIAs in Jan.
- Persistent low SIAs quality, due to management issues
- *Progress is very fragile*
- *At risk in the high season*



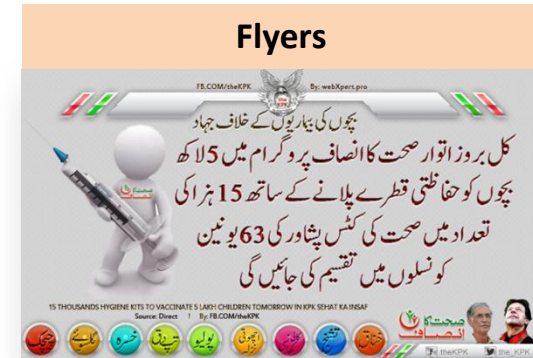


# Principles to overcome challenges in Polio Reservoirs

- **Ensuring safety of vaccinators**
  - Conduct the campaign in one day (*>17000 HR mobilized*)
  - Provide enhanced security (*14000 security personnel mobilized*)
- **Successive SIAs in short period to quicken seroconversion**
- **Rebranding of the program** (*Sehat ka Insaf in KP, Child health in Khi*)
- **Reverse misconception about the polio program**
- **Integrated health care package (routine immunization, health education, medical camps)**
- **Extensive communication and mass media**
- **Vaccinating children on the move**

# PESHAWER: SEHAT KA INSAAF (Justice for Health)

- 18,000/- Streamers
- Leaflets / Flyers
  - 600,295 dengue leaflets
  - 379,386 RI flyers
  - >500,000 flyers in high risk UCs highlighting health messages and polio
- Health Coupons in targeted UCs
  - 200,000 RI coupons
  - 100,000 Measles coupons
- 25,000 hygiene kits
- 4 health camps
  - 2,595 patients treated



# Reservoirs: Security Measures

- **Provision of safe working environment with cordoning an area rather than police accompanying vaccinators**
- **Steps**
  - Setting up security zone
  - Reconnaissance and targeted operations before the campaign
  - Cordoning of neighborhoods during the campaign
  - Setting up plugging points
  - Mobile Patrolling
  - Ban on Motorbike riding
  - limitations of mobile phone services
- **Required large number of Police Personnel**
  - Peshawar (4,792), Charsada (1,900), Mardan (3,000), Swabi (1,220), Karachi (3500)

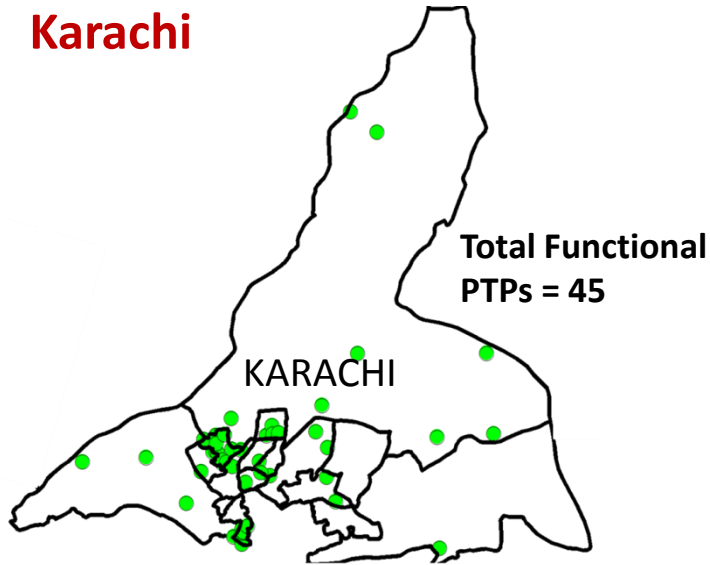
# Outcome of Special Activities

- Several weekly one-day campaigns conducted in security sensitive and epidemiologically HR districts without loss of life
- The initiative in Peshawar replicated in Karachi and expanded to Central KP, and Rawalpindi
- Karachi continues

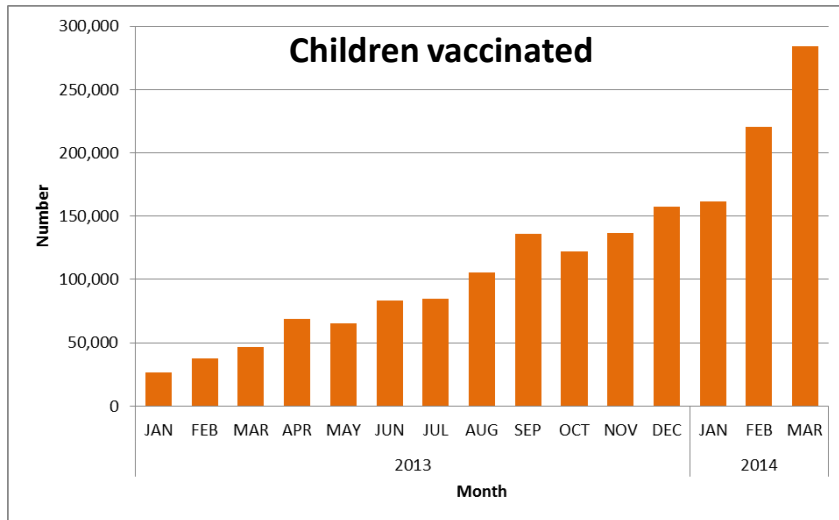
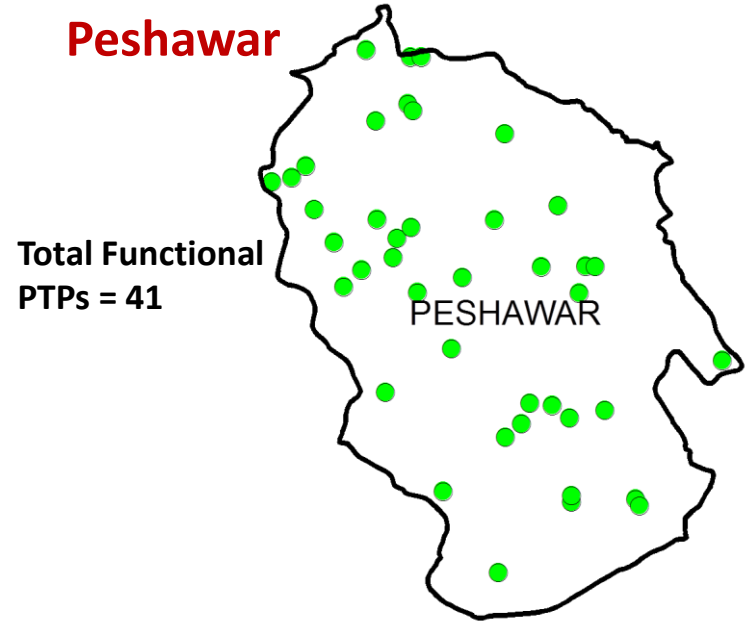
Province	District	Target Population	No. of weekly rounds	Total no. of doses
KP	Peshawar	754,383	12	7,092,701
	Charsada	273,848	4	927,234
	Mardan	381,307	4	1,235,532
	Swabi	258,432	4	871,072
<b>Total KP</b>		<b>1,667,970</b>	-	<b>10,126,539</b>
SINDH	Karachi	494,183	7	3,404,636
PUNJAB	Rawalpindi	55,697	3	172,578
<b>Grand Total</b>		<b>2,162,153</b>	-	<b>13,531,175</b>

# Permanent Transit Points, Karachi and Peshawar

## Karachi

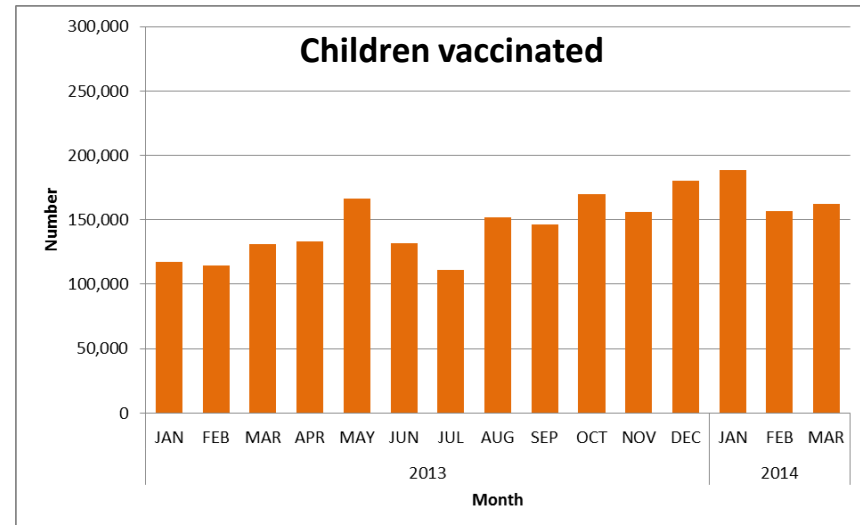


## Peshawar



**2013 = 1,070,907**

**2014 = 666,477**



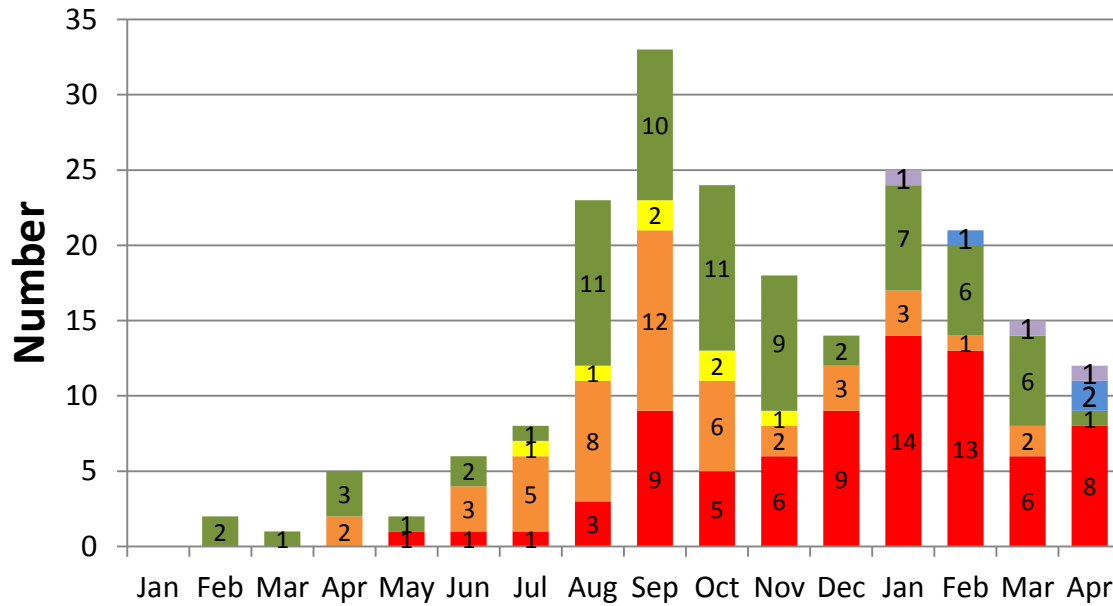
**2013 = 1,709,588**

**2014 = 2,217,208**





# 6. Inaccessible North Waziristan Agency, FATA



**N = 208**

Median doses = 0 (Range 0 – 15)

Median age = 13 (Range 4 – 120)

84% cases reported with 0 dose

94% cases reported with <4 doses

■ Polio 
 ■ VDPV 
 ■ Compatible 
 ■ NP-AFP 
 ■ Pending Lab 
 ■ Pending FUP/ERC

**2013**

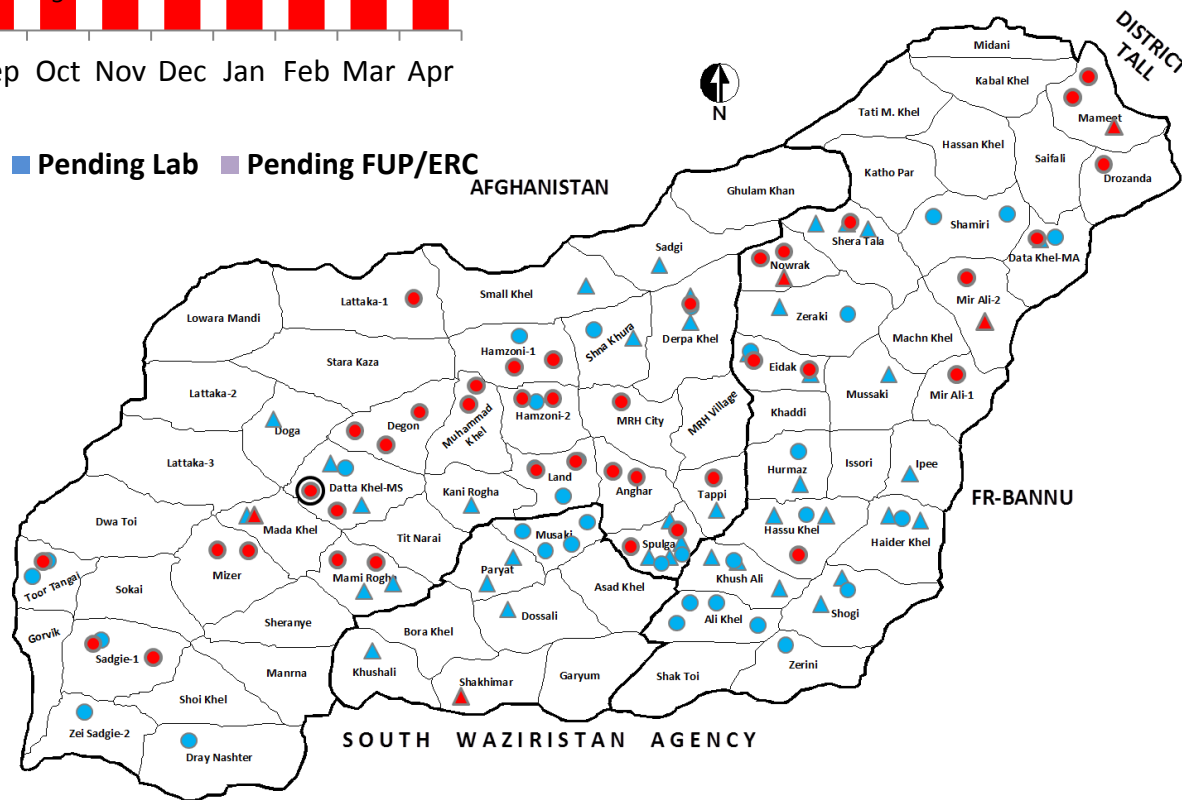
● WPV cases = 35

▲ Sabin2 cases = 41

**2014**

● WPV cases = 40

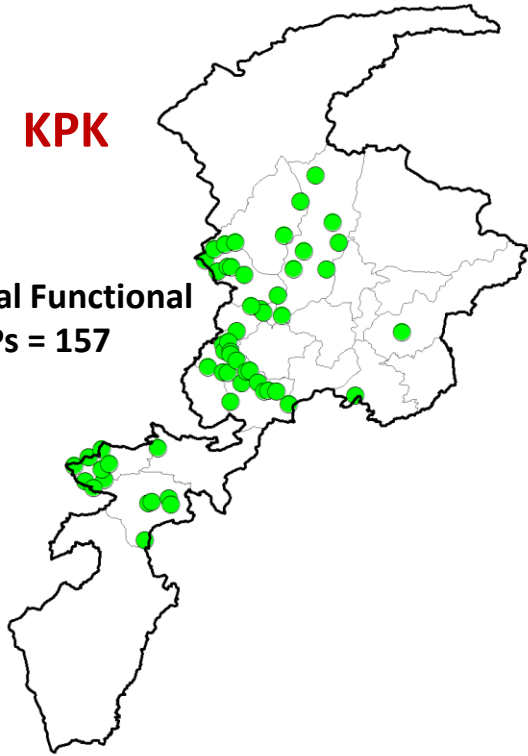
▲ Sabin2 cases = 06



# Permanent Transit Points, KPK and FATA

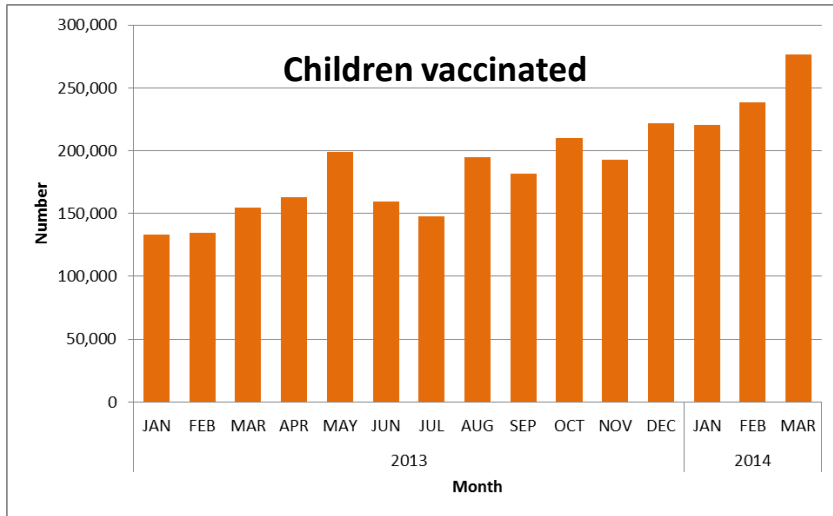
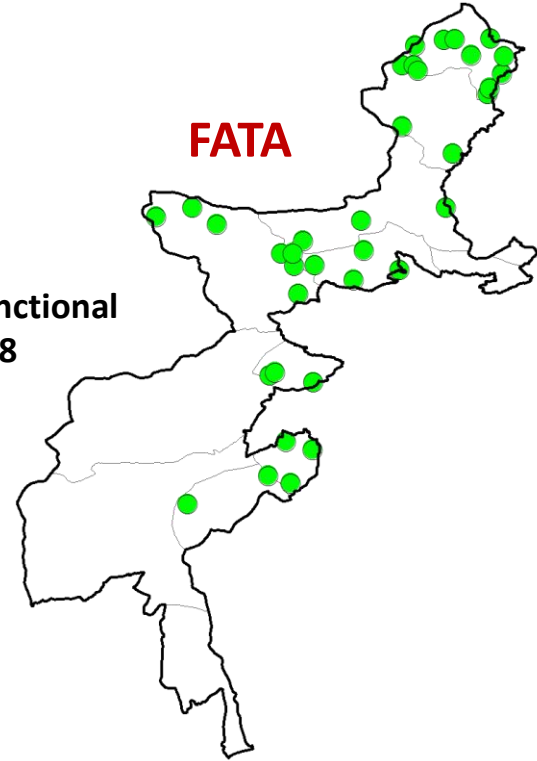
**KPK**

**Total Functional  
PTPs = 157**



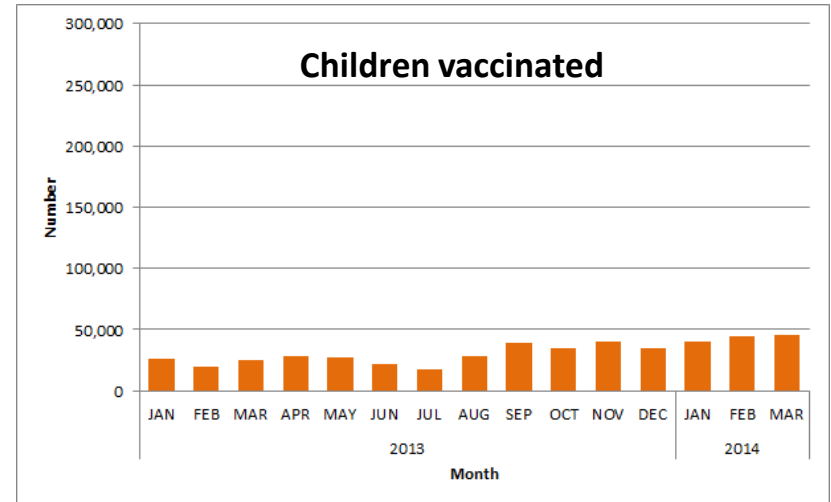
**FATA**

**Total Functional  
PTPs = 38**



**2013 = 2,094,112**

**2014 = 735,825**



**2013 = 344,942**

**2014 = 129,819**

# Efforts to Reverse the Ban

## *(Negotiated Access)*

- Ongoing Advocacy Efforts led by the President & Governor KP
- “Allowing vaccination” included in the peace talks
- Influential Religious Leaders being taken onboard
- PM’s Cell Advocating through Parliamentarians of FATA



# Enhanced Civil Military Coordination

- Close collaboration among Political Agents (PAs) & local commanders
- Training of Khasadars (local forces) on vaccination
- Community engagement through 'Jirgas'
- Transit vaccination posts within tribal agencies
- Establishment of medical camps
- Rehabilitation of paralyzed children by establishing workshops in NWA

# Future Plans

- Special focus on reservoir areas and removal of barriers between vaccinators and children
- Maintaining polio free status of districts and areas through quality campaigns
- Providing security to the polio workers during the campaigns
- Introduction of IPV in high risk areas as well as through routine immunization with the support of GAVI from 2015 onward.
- Vaccinating travelers at international airports and ports of the country
- Involvement of Religious scholars and parliamentarians to support the program in true spirit

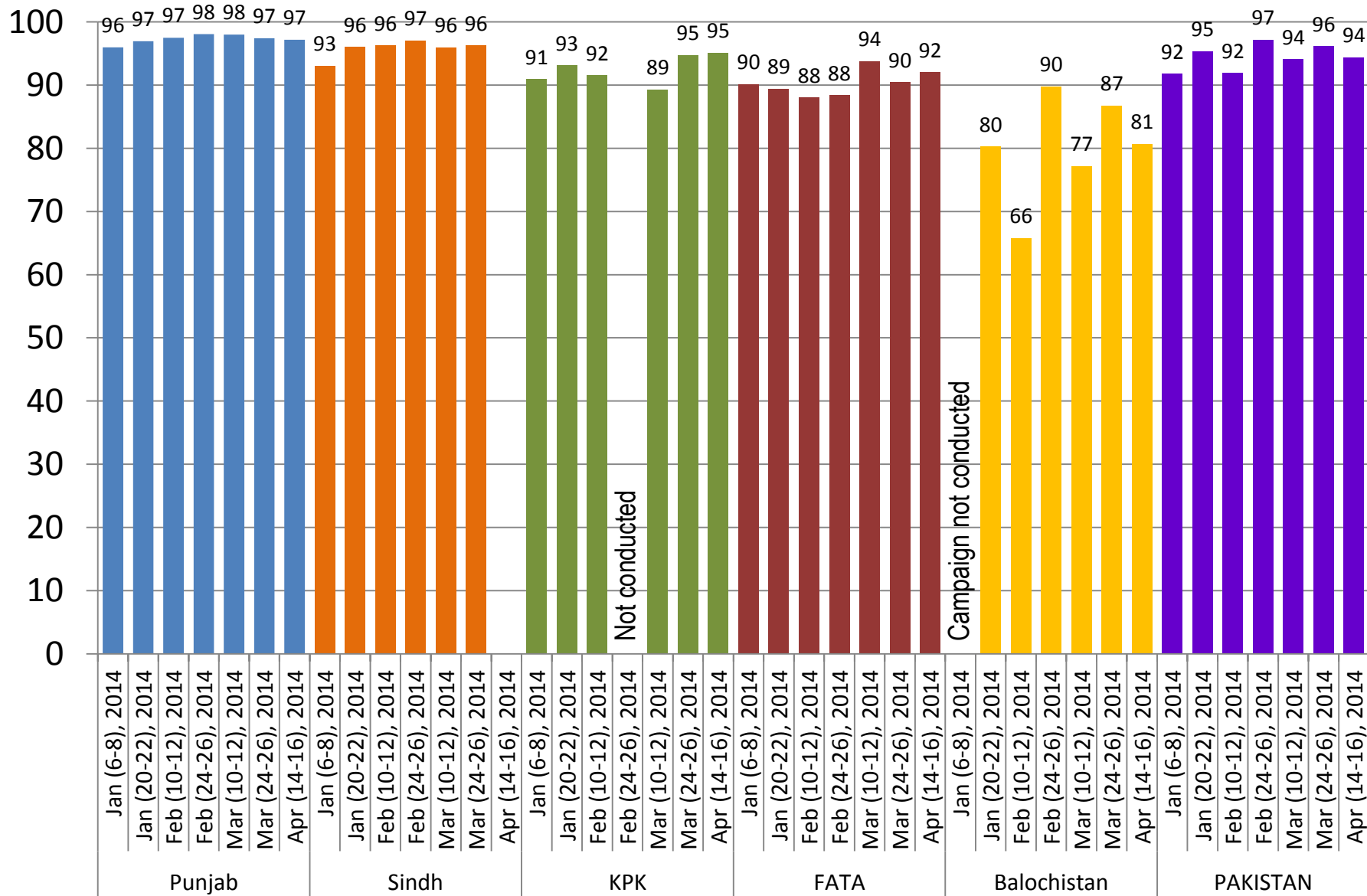
# Summary

- WPV transmission continues in limited areas with substantial barriers to vaccination
  - Around 90% population is living in areas without polio
- Areas without polio cases are maintaining the status
  - There is evidence of improved population immunity in these areas
- The Government of Pakistan is committed to overcome the barriers at the soonest
  - All possible measures are being planned in the coming months

**Thank you**



# Spot / market survey coverage in 2014 SIAs



# Vaccination at Transit Points serving North Waziristan, FR Bannu; Jan to Apr 2014

Month	Mirzail Transit Point														Other Five Transit Points *					
	Morning Shift							Evening Shift							Morning Shift			Evening Shift		
	Team 1 (Entry)			Team 2 (Exit)			Total	Team 1 (Entry)			Team 2 (Exit)			Total	Entry			Entry		
	0 to 5 years	>5 Year to 10 years	Total	0 to 5 years	>5 Year to 10 years	Total	G. Total	0 to 5 years	>5 Year to 10 years	Total	0 to 5 years	>5 Year to 10 years	Total	G. Total	0 to 5 years	>5 Year to 10 years	Total	0 to 5 years	>5 Year to 10 years	Total
Jan	1,932	601	2,533	2,016	498	2,514	5,047	1,549	447	1,996	1,503	372	1,875	3,871	1,937	841	2,778	606	258	864
Feb	4,289	634	4,923	3,263	575	3,838	8,761	2,121	442	2,563	1,818	350	2,168	4,731	1,897	732	2,629	458	338	796
Mar	3,058	555	3,613	3,270	559	3,829	7,442	2,208	524	2,732	2,396	500	2,896	5,628	1,776	825	2,601	607	483	1,090
Apr	2,433	510	2,943	1,987	543	2,530	5,473	1,452	434	1,886	1,600	357	1,957	3,843	1,177	691	1,868	449	338	787
<b>G.Total</b>	<b>11,712</b>	<b>2,300</b>	<b>14,012</b>	<b>10,536</b>	<b>2,175</b>	<b>12,711</b>	<b>26,723</b>	<b>7,330</b>	<b>1,847</b>	<b>9,177</b>	<b>7,317</b>	<b>1,579</b>	<b>8,896</b>	<b>18,073</b>	<b>6,787</b>	<b>3,089</b>	<b>9,876</b>	<b>2,120</b>	<b>1,417</b>	<b>3,537</b>

<b>Total Mirzail</b>	<b>44,796</b>
----------------------	---------------

<b>Total other Transit Points *</b>	<b>13,413</b>
-------------------------------------	---------------

Total Entry	<b>36,602</b>
Total Exit	<b>21,607</b>
<b>Grand Total</b>	<b>58,209</b>

\* Salgazai, Haved, Sardi Khel, Jani Khel Fort and Rocha