

# Middle East Polio Technical Bulletin

EMR: Egypt, Iraq, Jordan, Lebanon, Syria, West Bank and Gaza Strip  
EUR: Turkey

Data in WHO as of 21 April 2014 (Week 16) – No. 18



## Situation Update

As of 21 April 2014 :

### Syria

No new WPV1 cases were reported in the past week. The most recent WPV1 case had onset of paralysis on 21 January 2014, from Salamiyah district, Hama governorate. The total number of laboratory confirmed WPV1 cases for 2014 is one, and 35 for 2013.

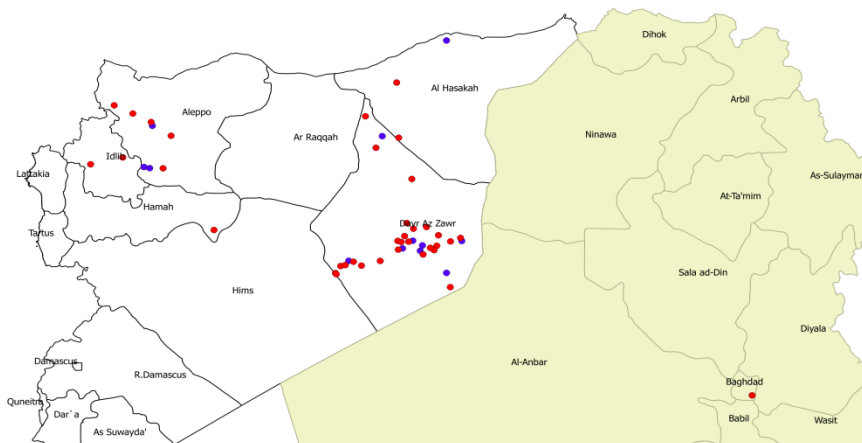
The April mass vaccination campaign was successfully completed on 10 April. Administrative data show 2.91 million <5 children were vaccinated, post-campaign monitoring coverage was 92%.

### Iraq:

No new WPV1 cases were reported since the in the past week. The most recent WPV1 case had onset of paralysis on 10 February 2014, from Sha'b district, Baghdad-Resafa governorate. Genetic sequencing indicates the virus is most closely related to virus detected in December 2013 in Hasakeh, Syria. Iraq's last confirmed polio case was in 2000 from Diala Governorate.

The April mass vaccination campaign was successfully completed on 10 April. Administrative data show 5.8 million <5 children were vaccinated, post-campaign monitoring coverage was 92%.

### Wild poliovirus and Compatible cases in Syrian Arab Republic and Iraq



• WPV cases (36 in Syria, 1 in Iraq)  
• Polio-compatible cases (12 in Syria)

### New cases – Summary:

**New cases this week:**

0

**Location / Date of onset:**

None

### Outbreak – Summary:

**Total number of confirmed cases-2013: 35**

**Total number of confirmed cases-2014: 2**

**Most recent confirmed case:**

Sha'b, Baghdad-Resafa Iraq  
10-Feb-14

**Index case:**

Aleppo, Fardous / 14-Jul-13

### Duration of outbreak:

31 weeks

### SIA – Summary:

**Number of SIAs since Index case:**

6 (6 NIDs) in Syria

**Number of SIAs since last case\*:**

3 (3 NIDs) in Syria

2 (2 NIDs) in Iraq

### Extent of outbreak:

Country	Governorate	No. WPV cases
Syria	DEIR_AL_ZOUR	25
	ALEPPO	5
	EDLEB	3
	HAMA	1
	HASAKEH	2
Iraq	BAGHDAD-RESAF	1

\*Includes SIAs within 10 days prior to onset.

Note that cases are plotted randomly within the boundaries of districts.

# Summary information

As of 21 April 2014

## AFP case information: 2013

		Syria						Iraq		Egypt		Jordan		Lebanon		West Bank and Gaza Strip		Turkey	
		WPV cases		Compatible cases		NP AFP cases		AFP cases		AFP cases		AFP cases		AFP cases		AFP cases		AFP cases	
Age		Nb	%	Nb	%	Nb	%	Nb	%	Nb	%	Nb	%	Nb	%	Nb	%	Nb	%
	0-5 months	3	9%	0	0%	4	3%	18	4%	27	3%	2	6%	1	3%	0	0%	2	1%
	6-23 months	24	69%	11	92%	29	22%	117	26%	377	37%	5	14%	4	12%	10	26%	33	14%
	24-59 months	6	17%	1	8%	41	31%	177	40%	351	35%	16	46%	16	48%	13	34%	71	31%
	60-119 months	2	11%	0	0%	38	29%	96	22%	190	19%	7	20%	8	24%	6	16%	63	27%
	120-179 months	0	0%	0	0%	16	12%	36	8%	62	6%	4	11%	4	12%	9	24%	60	26%
	180+ months	0	0%	0	0%	4	3%	0	0%	0	0%	1	3%	0	0%	0	0%	2	1%
	<b>TOTAL</b>	<b>35</b>		<b>12</b>		<b>132</b>		<b>444</b>		<b>1007</b>		<b>35</b>		<b>33</b>		<b>38</b>		<b>231</b>	
Vaccination status																			
	0 Dose	18	51%	9	75%	7	5%	5	1%	0	0%	1	3%	2	6%	0	0%	19	8%
	1-2 Doses	14	40%	2	17%	12	9%	25	6%	17	2%	0	0%	2	6%	0	0%	66	29%
	3 Doses	2	6%	0	0%	10	8%	42	9%	13	1%	1	3%	5	15%	0	0%	10	4%
	4+ Doses	0	0%	0	0%	97	73%	347	78%	970	96%	24	69%	19	58%	37	97%	136	59%
	Unknown	1	3%	1	8%	6	5%	25	6%	7	1%	9	26%	5	15%	1	3%	0	0%
	<b>TOTAL</b>	<b>35</b>		<b>12</b>		<b>132</b>		<b>444</b>		<b>1007</b>		<b>35</b>		<b>33</b>		<b>38</b>		<b>231</b>	
Gender																			
	M	22	63%	5	50%	73	55%	261	59%	578	57%	22	63%	28	85%	15	39%	138	60%
	F	13	37%	7	50%	59	45%	183	41%	429	43%	13	37%	5	15%	23	61%	93	40%
	<b>TOTAL</b>	<b>35</b>		<b>12</b>		<b>132</b>		<b>444</b>		<b>1007</b>		<b>35</b>		<b>33</b>		<b>38</b>		<b>231</b>	

## AFP case information: 2014

		Syria						Iraq		Egypt		Jordan		Lebanon		West Bank and Gaza Strip		Turkey	
		WPV cases		Compatible cases		NP AFP cases		WPV cases		NP AFP cases		AFP cases		AFP cases		AFP cases		AFP cases	
Age		Nb	%	Nb	%	Nb	%	Nb	%	Nb	%	Nb	%	Nb	%	Nb	%	Nb	%
	0-5 months	0	0%	0	0%	2	3%	0	0%	5	3%	16	5%	0	0%	0	0%	0	0%
	6-23 months	0	0%	0	0%	18	24%	1	100%	44	29%	111	37%	0	0%	2	20%	0	0%
	24-59 months	1	100%	0	0%	28	37%	0	0%	59	38%	5	56%	3	30%	5	56%	24	33%
	60-119 months	0	0%	0	0%	22	29%	0	0%	30	19%	2	22%	1	10%	2	22%	22	31%
	120-179 months	0	0%	0	0%	6	8%	0	0%	16	10%	13	4%	2	22%	4	40%	2	22%
	180+ months	0	0%	0	0%	0	0%	0	0%	0	0%	1	0%	0	0%	0	0%	1	1%
	<b>TOTAL</b>	<b>1</b>		<b>0</b>		<b>76</b>		<b>1</b>		<b>154</b>		<b>301</b>		<b>9</b>		<b>10</b>		<b>9</b>	
Vaccination status																			
	0 Dose	1	100%	0	0%	4	5%	1	100%	2	1%	0	0%	0	0%	0	0%	5	7%
	1-2 Doses	0	0%	0	0%	9	12%	0	0%	9	6%	1	11%	3	30%	0	0%	29	40%
	3 Doses	0	0%	0	0%	3	4%	0	0%	8	5%	0	0%	1	10%	0	0%	2	3%
	4+ Doses	0	0%	0	0%	57	75%	0	0%	125	81%	4	44%	6	60%	9	100%	36	50%
	Unknown	0	0%	0	0%	3	4%	0	0%	10	6%	10	3%	0	0%	0	0%	0	0%
	<b>TOTAL</b>	<b>1</b>		<b>0</b>		<b>76</b>		<b>1</b>		<b>154</b>		<b>301</b>		<b>9</b>		<b>10</b>		<b>9</b>	
Gender																			
	M	1	100%	0	0%	42	55%	1	100%	89	58%	171	57%	3	30%	6	67%	33	46%
	F	0	0%	0	0%	34	45%	0	0%	65	42%	130	43%	4	44%	7	70%	39	54%
	<b>TOTAL</b>	<b>1</b>		<b>0</b>		<b>76</b>		<b>1</b>		<b>154</b>		<b>301</b>		<b>9</b>		<b>10</b>		<b>9</b>	

Polio surveillance indicators are as of 21 April 2014 for EGY, IRQ, JOR, LEB, SYR, WBG, and TUR

NB: vaccination status includes IPV for Turkey

# Surveillance indicators, 2010 – 2014

Country / Territory	Year	AFP cases reported	Non-polio AFP rate	AFP cases with adequate specimens (%)
Egypt	2010	1151	4.5	95
	2011	1023	4.0	93
	2012	1022	3.9	92
	<b>2013</b>	<b>1007</b>	<b>3.0</b>	<b>92</b>
	<b>2014</b>	<b>301</b>	<b>3.0</b>	<b>88</b>
Iraq	2010	489	4.0	87
	2011	530	4.3	89
	2012	467	3.8	90
	<b>2013</b>	<b>444</b>	<b>3.1</b>	<b>84</b>
	<b>2014</b>	<b>155</b>	<b>3.6</b>	<b>94</b>
Jordan	2010	40	1.8	95
	2011	30	1.4	97
	2012	34	1.5	85
	<b>2013</b>	<b>35</b>	<b>1.4</b>	<b>91</b>
	<b>2014</b>	<b>9</b>	<b>1.2</b>	<b>100</b>
Lebanon	2010	19	1.7	47
	2011	22	2.0	45
	2012	24	2.2	50
	<b>2013</b>	<b>33</b>	<b>2.2</b>	<b>45</b>
	<b>2014</b>	<b>10</b>	<b>1.8</b>	<b>78</b>
Syrian Arab Republic	2010	194	2.6	95
	2011	168	2.3	93
	2012	109	1.4	84
	<b>2013</b>	<b>179</b>	<b>1.7</b>	<b>68</b>
	<b>2014</b>	<b>77</b>	<b>3.1</b>	<b>94</b>
Turkey	2010	221	1.1	74
	2011	197	1.0	81
	2012	177	0.9	80
	<b>2013</b>	<b>231</b>	<b>1.2</b>	<b>76</b>
	<b>2014</b>	<b>72</b>	<b>0.8</b>	<b>85</b>
West Bank and Gaza Strip	2010	15	0.9	100
	2011	17	1.1	100
	2012	21	1.3	95
	<b>2013</b>	<b>38</b>	<b>2.2</b>	<b>95</b>
	<b>2014</b>	<b>9</b>	<b>1.7</b>	<b>100</b>
Islamic Republic of Iran	2010	623	3.3	91
	2011	603	3.1	91
	2012	689	3.5	92
	<b>2013</b>	<b>708</b>	<b>4.0</b>	<b>96</b>
	<b>2014</b>	<b>168</b>	<b>3.4</b>	<b>98</b>

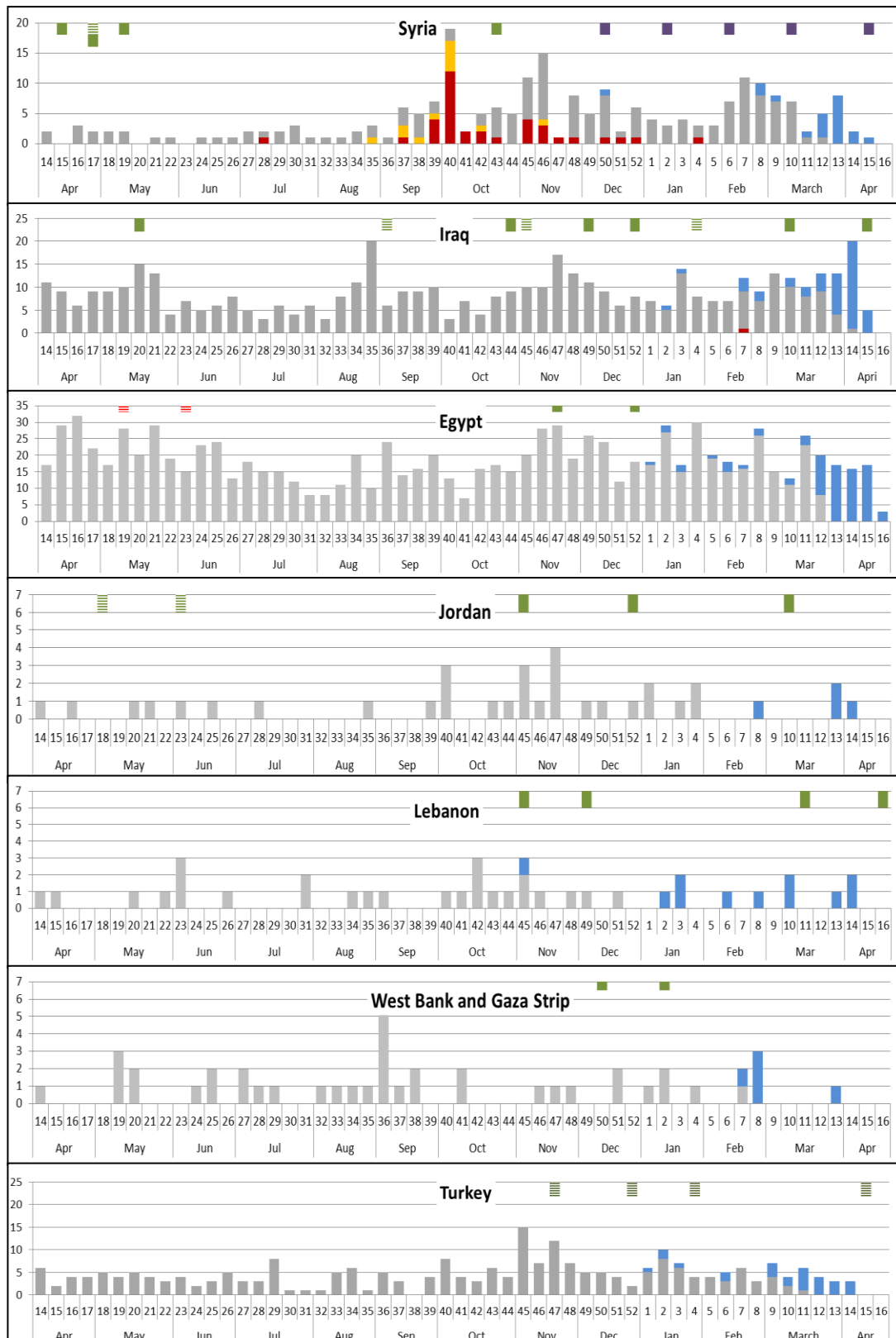
Targets:

NP AFP rate:  $\geq 2$  /100,000 pop<15 years of age per year

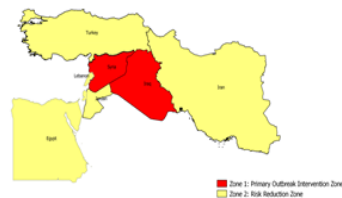
Stool adequacy:  $\geq 80\%$  stool samples

# Epidemiological curves

as of 21 April 2014



# Classification of AFP cases by intervention zone, 2013-2014 as of 21 April 2014



## Classification of AFP cases by intervention zone, 2013 cases

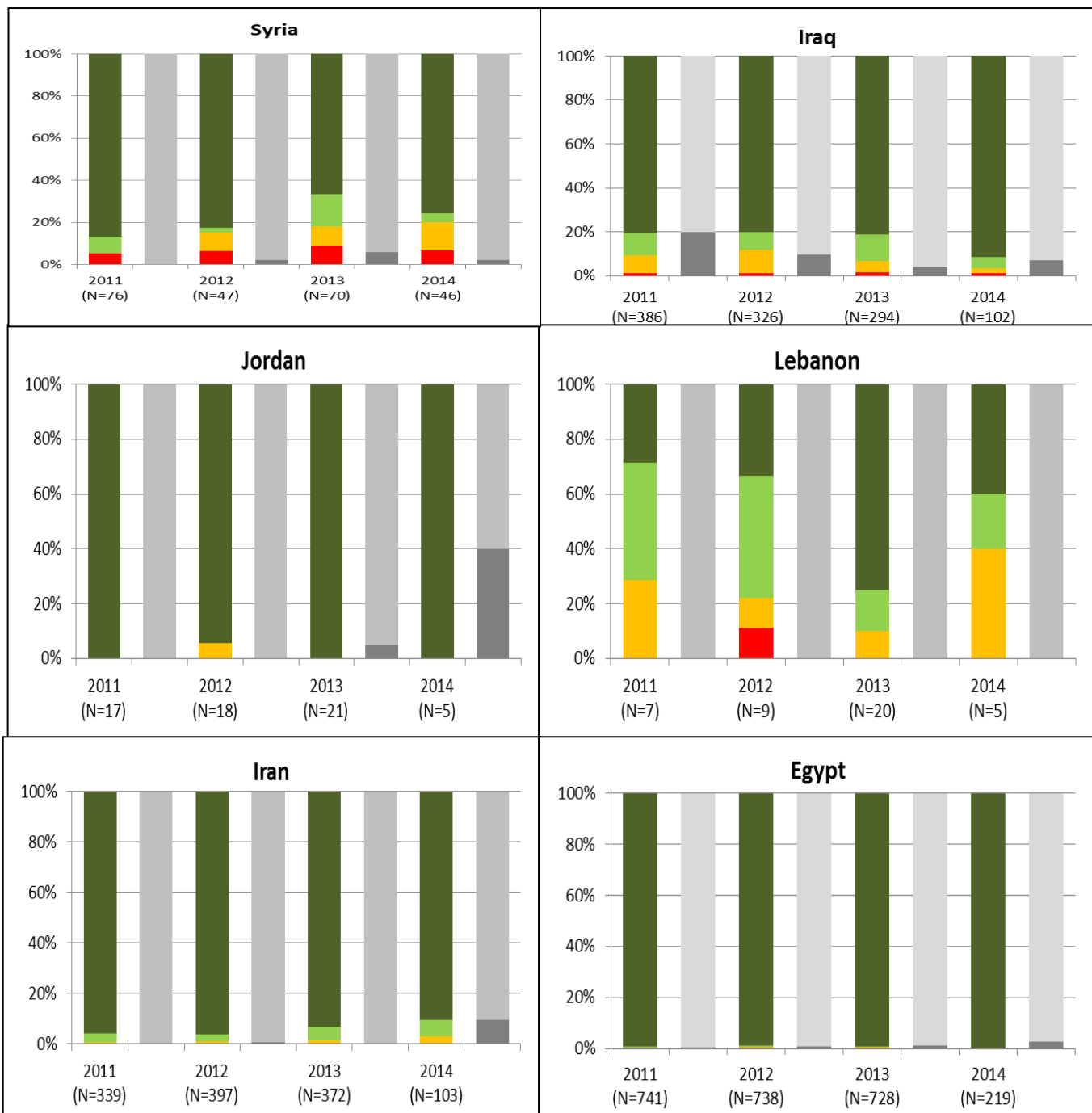
Zones	Country	AFP case classification-2013				Total AFP cases	Annualized (week 52)	
		Wild	Compatible	Discarded	Pending final classification		NP AFP rate	NP AFP cases (expected nb)
1	SYR	35	12	131	1	179	1.7	164
	IRQ	0	0	444	0	444	3.1	288
2	JOR	0	0	35	0	35	1.4	48
	LEB	0	0	32	1	33	2.2	31
	IRN	0	0	707	0	708	4.0	351
	TUR	0	0	231	0	231	1.2	190
	WBG	0	0	38	0	38	2.2	34
	EGY	0	0	1007	0	1007	3.0	645
	<b>Total</b>	35	12	2625	2	2675	2.4	1751

## Classification of AFP cases by intervention zone, 2014 cases (as of week 16-2014)

Zones	Country	AFP case classification-2014				Total AFP cases	Annualized (week 16)	
		Wild	Compatible	Discarded	Pending final classification		NP AFP rate	NP AFP cases (expected nb)
1	SYR	1	0	57	19	77	3.1	49
	IRQ	1	0	106	48	155	3.6	87
2	JOR	0	0	5	4	9	1.2	15
	LEB	0	0	0	10	10	1.8	11
	IRN	0	0	118	63	181	3.4	106
	TUR	0	0	46	26	72	0.8	57
	WBG	0	0	4	5	9	1.7	10
	EGY	0	0	219	82	301	3.0	201
	<b>Total</b>	2	0	555	257	814	2.7	594

NPAFP rate for Turkey is calculated using discarded AFP cases .

# Vaccination status of NP-AFP cases among children aged 6–59 months, 2011–2014\*



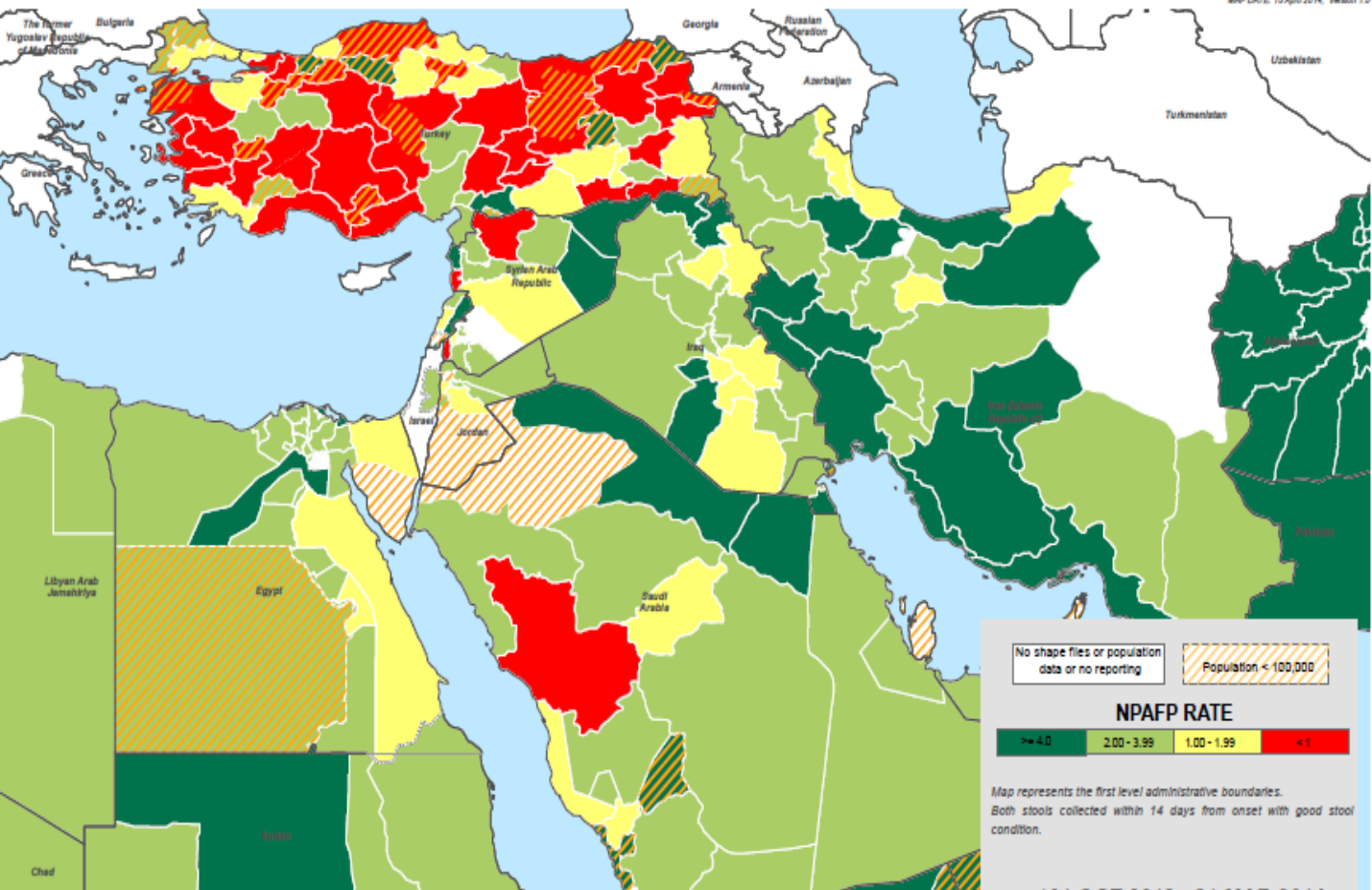
■ AFP cases with Known OPV status ■ AFP cases with Unknown OPV status ■ 4+ Doses ■ 3 Doses ■ 1-2 Doses ■ 0 Dose

NB: vaccination status includes IPV for Turkey

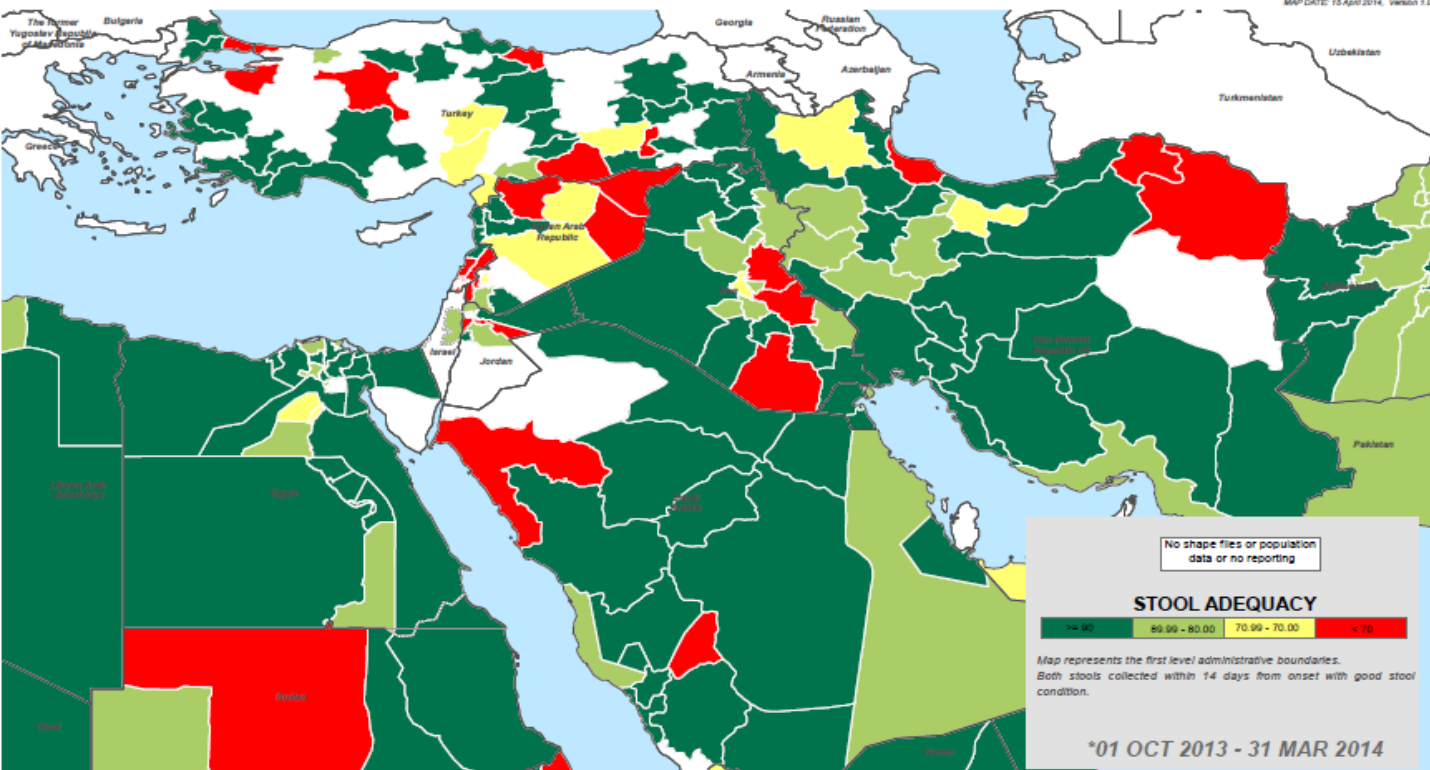
\* Data as of 21 April 2014

Colored bars reflect NPAFP cases with known OPV status (proxy indicator of SIAs/RI quality). Gray bars reflect all NPAFP cases (splitting known and unknowns shows quality of surveillance)

**MAP SHOWING SUB-NATIONAL NON POLIO AFP RATE - R6M\***

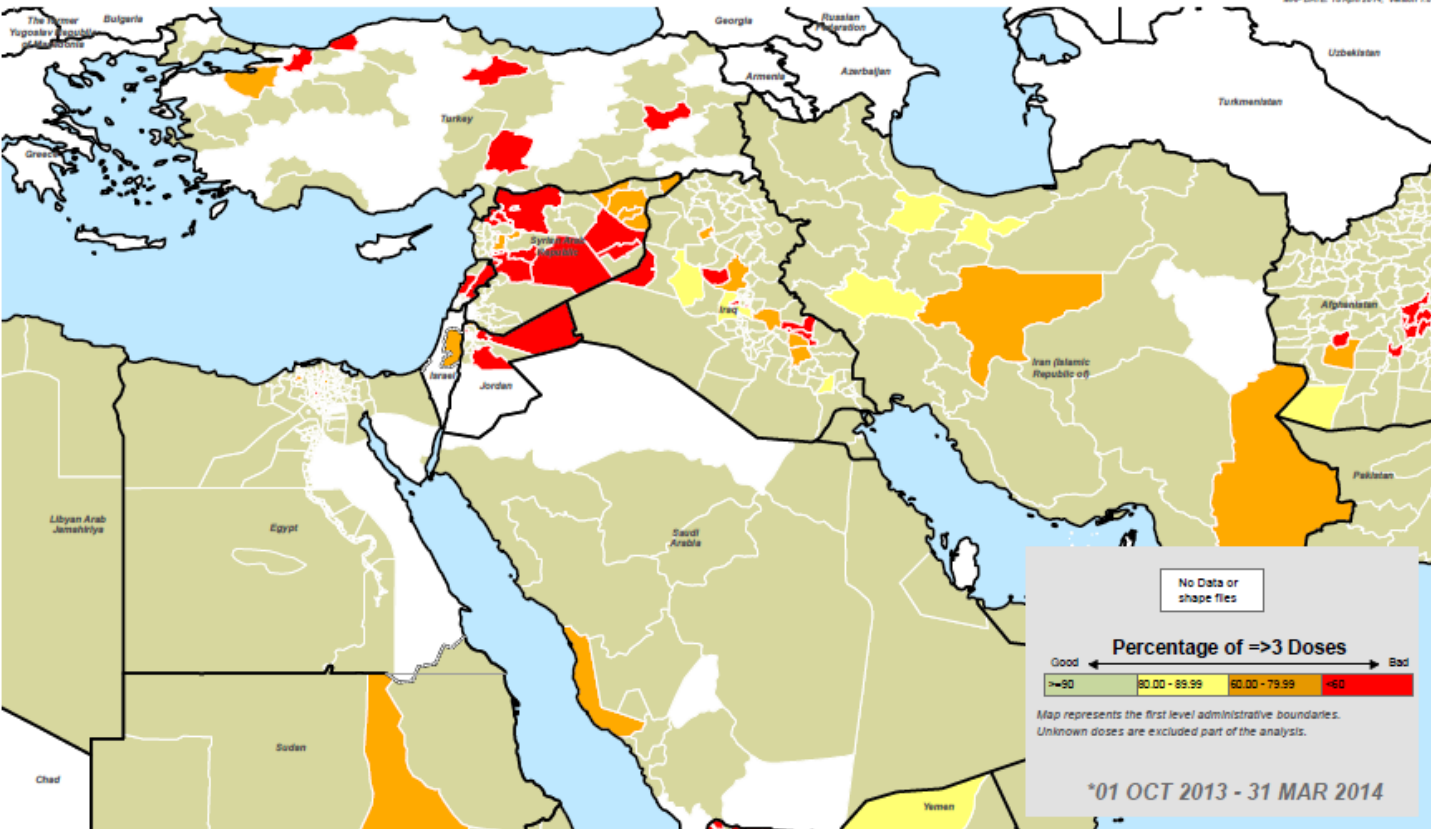


**MAP SHOWING SUB-NATIONAL STOOL ADEQUACY PERCENTAGE - R6M\***

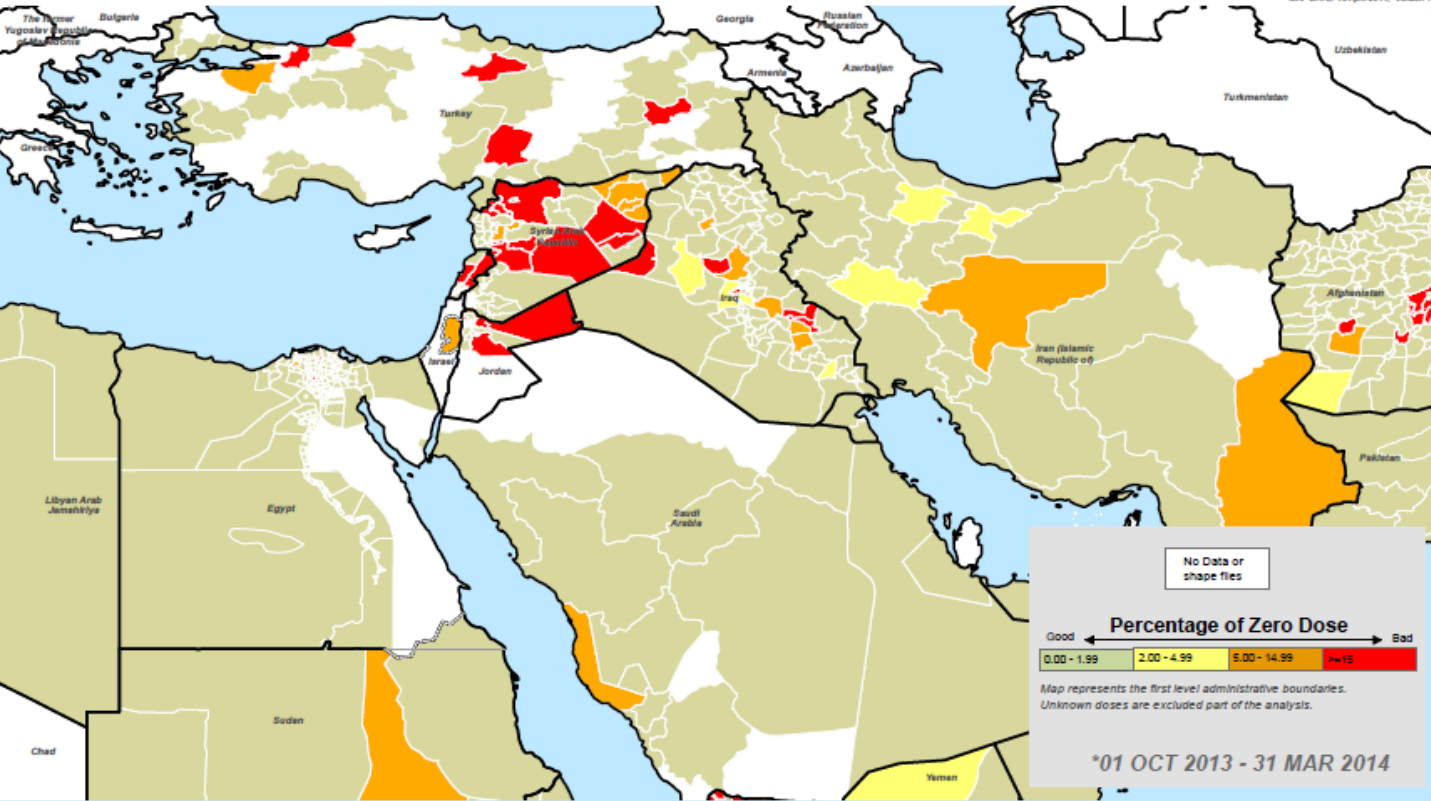


\*01 OCT 2013 - 31 MAR 2014

## PERCENTAGE OF NPAFP CASES WITH THREE PLUS DOSES - R6M\*



## PERCENTAGE OF NPAFP CASES WITH ZERO DOSE - R6M\*





# Outbreak Response

## Supplementary Immunization Activities

As of 21 April 2014

Country / Territory	Total SIAs completed from Oct 2013		Total SIAs completed in 2014		2013 SIA activities			2014 SIA activities					
	NID	SNID	NID	SNID	Oct	Nov	Dec	Jan	Feb	Mar	Apr	May	Jun
Egypt	2		1	1		NID 17-Nov tOPV	NID 29-Dec tOPV			SNID 10-Mar tOPV	NID 6-10 Apr tOPV		
Iraq	2	1	2	2	NID 21-Oct tOPV	SNID 2-Nov tOPV	NID 1-Dec tOPV	SNID 5-Jan tOPV	SNID 04-Feb tOPV	NID 6-10 Mar tOPV	NID 6-10 Apr tOPV	NID 10-12 May tOPV	SNID 10-12 Jun bOPV
Jordan	2	1	1			NID 2-Nov tOPV	NID 28-Dec tOPV			NID 2-Mar tOPV			
Lebanon	2		1			NID 8-Nov tOPV	NID 6-Dec tOPV			NID 10-15 Mar tOPV	NID 14-19 Apr tOPV		
Syria	2		4		NID 24Oct-21 Nov tOPV		NID 8-Dec bOPV	NID 5-Jan bOPV	NID 2-Feb bOPV	NID 2-6 Mar bOPV	NID 6-10 Apr bOPV	NID 4-8 May bOPV	
Turkey		2		2		SNID 18-Nov tOPV	SNID 23-Dec tOPV		SNID 10-Feb tOPV		SNID 7-11 Apr tOPV		
West Bank and Gaza Strip	1		1				NID 8-Dec tOPV	NID 12-Jan tOPV					

SNID Completed activity

NID Ongoing or Planned activities

SNIDs in Iraq and Turkey cover the following administrative areas:

**Iraq:** Anbar, Dahuk, Erbil, Kirkuk, Najaf, Ninewa, Salah Al-Din, Sulaymaniyah

**Turkey:** Adana, Adiyaman, Gaziantep, Hatay, K. Maras, Kilis, Malatya, Mardin, Osmaniye, Sanli Urfa, Sirmak  
April sNIDs will cover Hakkari, Diyarbakir, Batman, Siirt, Van, Mersin

Country	Number of children vaccinated						Post-campaign monitoring (Recall)					
	Nov-13	Dec-13	Jan-14	Feb-14	Mar-14	Apr-14	Nov-13	Dec-13	Jan-14	Feb-14	Mar-14	14-Apr
Syria	2,432,751	2,246,762	2,532,476	2,745,554	2,919,682	2,913,640	ND	79%	88%	88%	93%	92%
Jordan	1,138,285	915,420			1,084,776		94%	76%*			88%	
Lebanon	580,770	589,054			492,706		90%	78%			ND	
Iraq	1,208,087	4,846,158	649,105	235,366	5,372,156	5,840,387	ND	ND	ND			92%
Egypt	14,226,411	14,387,578			68,770	14,779,741	ND	ND				
Turkey	1,148,918	1,316,326		266,141				ND				
WB&Gaza		639,481	655,236					ND	ND			
<b>Total</b>	<b>20,735,222</b>	<b>24,940,779</b>	<b>3,836,817</b>	<b>3,247,061</b>	<b>9,938,090</b>	<b>23,533,768</b>						

ND *Not done*

\* Rapid assessment survey among Syrian refugees